



2017 GRANDVIEW CATALOGUE

GRANDVIEW CRYSTAL SCREEN CO.,LTD.
No.43 S, Guomao Ave, Hualong, Panyu,
Guangzhou, GuangDong,
P . R . C
Tel : 020-84899499 / Fax: 020-84805299

GRANDVIEW CRYSTAL SCREEN(CANADA)CO.,LTD.
11-3751 North Fraser Way
Burnaby, British Columbia
Canada, V5J 5G4
Tel : +1-604-412-9777 / Fax: +1-604-412-9796

Grandview

Grandview

In 1999 , **GRANDVIEW** was created with goals to shake up the projection screen landscape and take it to heights not seen before. Since its humble beginnings, Grandview has evolved from a simple manufacture to the powerhouse in screen design and innovation it is today.

For the past 18 years, the industry has dramatically changed for the better. What was once a novelty product for specific commercial applications and limited home users, projectors and projection screens today are used by customers from all markets - small or large, residential or commercial. As the projection market continuously evolves, Grandview's goal is that the next 2 decades will be even more eventful than the last.

With our new logo in 2017, we further dedicate ourselves to all our customers and strive to continue designing and manufacturing the most innovative, high quality products.



GLOBAL LEADER
IN DESIGNING AND MANUFACTURING
PROJECTION SCREENS



Main Entrance and Reception



Guest Waiting Area



Guest Lounge



Sales and Marketing Department



Private Offices



Meeting Room



Sales and Marketing Entrance



Theatre Demo Room



Product Showroom



Product Showroom



Product Showroom



Product Showroom



Main Building



Company Grounds



Company Grounds



Greenspace



Grandview Crystal Screen Co. Ltd. is a global leader in screen design and manufacturing, offering a complete line of internationally recognized products. In 1999, Grandview was created and established as a Sino-Canadian joint venture with head offices in Canada and China. With a dedicated focus on innovation, quality, reliability, consistency and socially responsible manufacturing, Grandview has been awarded countless awards, titles and certificates worldwide. Grandview has been a key participant in setting up industry standards and

has acquired over 40 titles of intellectual property patents both domestically and internationally. Today, Grandview projection screens are used in applications in over 80 countries worldwide and have been featured in events such as the Olympic Games, Asia Games and the World Expo. Grandview screens are also used in famous chains such as Shangri-La, Starwood, Intercontinental, Marriott, Best Western, and Hilton hotels as well as countless government and educational institutions.



Engineering Department



Production Area



Recreation Room



Recreation Space



Dining Hall



Staff Residences



Staff Room



Garden Area



Park Walkway

GRANDVIEW RECOGNITIONS

Chinese Recognition Trademark
Guangdong Province Recognition Trademark
Drafting Unit of National Standards for Projection Screens
Enterprise of National Safe Production Standards Certificate
Enterprise of Measurement Systems Certified
AAAA Level Certified National Enterprise Process

Set Up of National Projection Screen Standards
GB/T 32143-2015 National Safety & Environmental Standards for Projection Screens
GV/T 13982-2011 National Reflection & Projection standard for Projection Screens
GV/T 29297-2012 National Lens Conditions for Projectors
GV/T 32200-2015 National Standard for Projection Screen Testing

Set Up of National Industrial Projection Screen Standards
JB/T 6839-2011 Standard of Fiber-Glass Screen Material
JB/T 11376-2013 Standard of PVC Soft Projection Material
JB/T 11377-2013 Standard of Optical Microstructure Projection screens
JB/T 12109-2015 Technical Requirements of Glasses-Free 3d Cylindrical Grating
JB/T 12108-2015 Technology of Multimedia Digital Stereographic Projection
JYJS201106 Specifications of Educational Multimedia Development
JB/T 6839-2011 Classification of Projection screens
JB/T 6162-2013 General Technical Requirements of Reflected Projection Screens

SOCIAL RESPONSIBILITY

Safety



High and Low Voltage Inspection



RoHS Inspection

Safe Facilities



Auto-Paint Workshop



Safeguarded Processes

Eco Awareness



Eco Friendly Painting System



Head Office Greenspace

0
Zero Pollution

Our painting process and USC is done on an advanced dust-free painting system and furthered by going through an exhaust gas treatment system. We ensure all Grandview waste byproducts are non-pollutable.

10
10% Energy Savings

Our manufacturing process is ever improving - the latest advances in areas such as ventilation, lighting, water recycling, and cooling systems realize a 10% reduction in energy consumption.

40
40% Greenspace

Grandview's offices and manufacturing facilities boast an impressive 40% of greenspace.

100
100% Dedication to Safety and Quality

To ensure all products are safely made to the highest quality level, each and every Grandview screen undergoes vigorous testing and quality control processes. This includes but is not limited to electrical safety testing, RoHS testing, formaldehyde testing, organic polymer testing and etc.

PRODUCT CERTIFICATIONS

Grandview has earned certifications for both the ISO9001 quality control system and Global Environmental Management. In order to meet the professional grade requirements of customers worldwide, Grandview also has multiple certifications that ensure the product quality standards and manufacturing processes are accepted in various markets. For example, Grandview has been accredited with: the CB International Electrotechnical certificate, the North America Electrotechnical certificate, CE compliance in the EU, the Radio Transmitting Frequency certification in the United States, numerous ISF certifications and the RoHS Environmental Protection certification. Grandview screens can meet numerous different quality and safety requirements no matter which market or part of the world the customer may be in.



RoHS



isf

CB

CE

FC





Fabric Coating machine



Perforating machine for acoustic surface



Laser cutting machine



Large screen manufacturing site



Logistic warehouse



QC section



Automatic color spray machine



Laboratory



High frequency welding machine

PRODUCTION

Grandview's state of the art manufacturing facility features multiple, flexible production lines allowing for high volume production. To uphold our reputable high level of quality, Grandview has 20 stringent quality control stations and 32 inspection platforms. Each motor, part and finished product generates a unique code making the process accountable and streamlined.

PROJECT LIST

HOTELS



PROJECT LIST

COMMERCIAL



PRODUCT CONTENTS

1. SELECTION GUIDE	01-02	Fantasy Series	29-30	Fixed-Frame Screen	65-74
Selection Guide	01-02	Fantasy Series Motorized Screen	29-29	Prestige Series Model S1 / R1 Fixed-Frame Screen	66-66
2. SPECIFICATIONS	03-04	Fantasy Series Tab-Tension Screen	30-30	Ultimate Series Model S1 / R1 Fixed-Frame Screen	67-68
Standard Size Specifications	03-03	CNV Series	31-34	Edge Series Fixed-Frame Screen	69-70
Custom Size Specifications	04-04	CNV Series Motorized Screen	33-33	Edge Series Model S1 / R1 Fixed-Frame Screen	71-71
3. FABRIC MATERIAL	05-12	CNV Series Manual Screen	34-34	Edge Series Model S2 / R2 Fixed-Frame Screen	72-72
Fiberglass Matte White Fabric	06-06	Dias Series	35-36	Dual-Mask Series Adjustable Fixed-Frame Screen	73-73
Fiberglass Matte White Fabric	07-07	Dias Series Motorized Screen	36-36	Curved Series Fixed-Frame Screen	74-74
Fiberglass Matte Grey Fabric	07-07	Crystal Series	37-38	Dynamique Series Ambient Light Rejection Screen	75-76
Front Projection Ps White Fabric	08-08	Crystal Series Motorized Screen	37-38	Remarkable Series Whiteboard Screen	77-78
Front Projection Ps Grey Fabric	09-09	Premium Series	39-40	5. SCREEN COMPONENTS	79-84
Rear Projection Ps Rear Fabric	09-09	Premium Series Recessed Motorized Screen	40-40	Remote Control Options	81-81
Front Projection Acoustic Fabric	10-10	Hidetech Series	41-44	External Control Options	82-82
Front Projection Dynamique Fabric	11-11	Hidetech Series Recessed Motorized Screen	41-42	Integrated Control System	83-83
Front Projection Remarkable Fabric	12-12	Hidetech Series Recessed Tab-Tension Screen	43-44	Wall Switch	84-84
4. PROJECTION SCREEN	13-78	Portable Series	45-52		
Legacy Series	15-18	Portable Series Motorized Floor-Up Screen	46-46		
Legacy Series Motorized Screen	16-17	Portable Series X-Press/Y-Press Pull-Up Screen	47-47		
Legacy Series Tab-Tension Screen	18-18	Portable Series Pull-Up Screen	48-48		
Cyber Series	19-24	Portable Series U-Work Tabletop Screen	49-49		
Cyber Series Motorized Screen	21-21	Portable Series Tripod Screen	50-50		
Cyber Series Tab-Tension Screen	22-22	Portable Series Super Mobile Screen	51-52		
Cyber Series Manual Screen	24-24	Large Stage Series	53-64		
Fancy Series	25-28	Large Stage Series Recessed Motorized Screen	54-54		
Fancy Series Motorized Screen	26-27	Large Stage Series Model MA / MB Motorized Screen	55-55		
Fancy Series Tab-Tension Screen	28-28	Large Stage Series Model M Motorized Screen	56-56		
		Skyshow Series	57-64		
		Skyshow Series Model A / B Motorized Screen	59-60		
		Skyshow Series Model C / D Motorized Screen	61-64		



HISTORY & ANALYSIS

Long ago, a projector was at most used for viewing picture slideshows and classroom presentations. It was quite common to simply project onto a white wall or piece of cloth.

As time progressed and technology advanced, projectors turned digital and the need for a dedicated projectable screen surface became a necessity and not just an afterthought. To ensure the surface would be as flat as possible, the basic layers of the screen were made of fiberglass. Due to the smaller lumen outputs from earlier projectors that resulted in projections being low in brightness, earlier projection screens had to be coated with glass-beaded materials in order to increase reflection gain. However, glass-beaded materials relied on optical reflection and optimal viewing angles were difficult to achieve.

As high definition and 3D projection became mainstream features, it was inevitable that projection screens were required to have capabilities that achieved the highest level of details possible. New screen fabrics and surfaces would be designed made out of high fidelity and optically engraved flexible materials that were capable of reproducing 3D stereoscopic outputs. With this method, to prevent a noticeable reduction of image brightness and colour a special metallic coating was used to restore gain, colour fidelity and field depth.

Now as we are fully in the digital era, projection technology has evolved dramatically to 4K, 8K, 60-80K lumen laser projectors. Contrast ratios are now commonly millions to one. The demand for a broad spectrum of applications is unprecedentedly high with custom, tailor suited solutions. For instance, a user who is designing a private home cinema may be concerned by what type of HD projection screen is capable of reproducing in detail the black button on a black suit. A user from the educational sector who is using an interactive projector may want to ensure they are able to adjust the rows and columns on a spreadsheet in perfect straight lines. A user focused on smart home capabilities may ask how the screen can be controlled by a phone app. A cinema enthusiast would have to decide which screen would best pair with their state of the art laser projector. A home designer would need to determine whether or not to use an in-ceiling design to seamlessly integrate the screen into the design of the home. The ability for anyone to customize and design the perfect setup is truly exciting and unprecedented.

Grandview has been a part of and evolved through 18 years of projection history. We are well experienced and have a high degree of technical expertise in designing projection screens. The following is a sample of some of our analysis:

1. Flatness : The larger the size of the fabric, the more tension is needed to keep it flat. When it comes to large sizes like 200" - 300" even a steel plate would experience bending. For projection screens with a roller based design, in order for it to maintain its flatness a non-stretchable fiberglass as the main support layer is used. However, as genuine fiberglass materials are very expensive, some projection screen manufacturers will substitute that with much weaker chemical fibers (often referred to as "fake fiberglass") as a method of cost reduction. To determine the quality and authenticity of the material, one can peel off the outer PVC layers and examine the exposed inner layer. Upon igniting this layer, it would quickly curl up and melt down if made of chemical fibers. With genuine fiberglass, it would only turn charcoal in colour without deformation and loss of structure. Due to this attribute, a quality made genuine fiberglass screen will be able

to withstand dramatic changes of temperature and humidity due to a wide range of installation environments.

2. Viewing Angle : A projection screen with a proper, wide viewing angle will ensure the same brightness levels from different viewpoints. In a cinema room, almost all audiences regardless of seating position should be able to enjoy the same viewing quality or "sweet spot". Since improper gain has adverse effects on viewing angles, glass beaded and metallic fabrics would turn incident light into a concentrated reflection. As a result, the gain is increased at the cost of a smaller viewing angle which reduces the overall projection quality. As it's evolved, new projection surfaces ensure images on whichever side of the screen are consistent and free from deviation.

3. Resolution : The highest resolution screens are made with an optical engraved fabric with a "roughness" measurement smaller than 1um thus providing the most refined and detailed projections possible. However, as optically engraved fabrics can only be one single layer the nature of the material is comparatively soft. In order for this material to be used, it has to be tensioned and it maintained with external force. With that, it is most commonly used on tensioned motorized and fixed-frame screens. It's the preferred choice for dedicated cinemas where high quality images are required.

There are counterfeit "tab-tension" screens in the market where some screen manufacturers simply put two tensioned ropes on both sides of the screen. However, the screen material is nothing more than normal fiberglass or even chemical fiber.

4. Color rendition : A perfect projection screen fabric should be able to accurately reflect and reproduce the exact image from the projected source. The white bottom layer should have a color temperature rating of approximately 6000K. The difference between reflected light and incident light should not be more than 200K. Some of the "Matte White" fabrics in the market are often not made of true fiberglass. In order to strengthen its stiffness, a chemical hardener is injected into the PVC material. This will over time cause the fabric to turn yellow as well as reduce contrast and alter the image.

5. Gain : The lumen output of projectors have been continuously increasing in order to appeal to a wider range of installation environments. This flexibility allows the same projector for example, to be used in a dedicated darkened theatre room as well as a more lit multi-purpose environment. While some commercial environments may require a high gain screen and projector, other install environments may call for a low lumen projector and a zero or even minus gain screen. Therefore, gain figures relating to a projector and screen does not relate to the quality or performance of that setup.

6. Environmentally Aware : Grandview has always emphasized the importance of the responsibilities that come with being a socially responsible company. Our manufacturing design and processes reflect this and our projection screens comply with all ROHS and REACH requirements. For example, all circuit board and soldering materials are lead-free and we use only water based paints.

For more details, please refer to the product pages below.

STANDARD SIZE SPECIFICATIONS

Standard Projection Screen Viewing Areas (W×H)

Measurement : mm

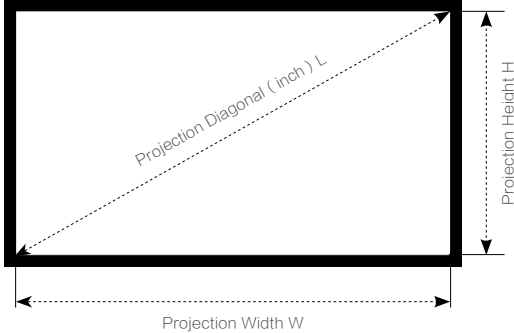
Diagonal Resolution Example	4 : 3 1024 × 768	16 : 10 1920 × 1200	16 : 9 1920 × 1080	2K / 4K 2048 × 1080	2.35 : 1
72"	1460 × 1100	1551 × 960	1594 × 897	1618 × 853	1683 × 716
80"	1626 × 1219	1724 × 1078	1771 × 996	1798 × 948	1870 × 796
84"	1706 × 1280	1809 × 1131	1860 × 1046	1887 × 995	1964 × 836
92"	1829 × 1372	1982 × 1239	2037 × 1145	2022 × 1066	2150 × 915
100"	2032 × 1524	2154 × 1346	2214 × 1245	2247 × 1185	2338 × 995
106"	2154 × 1615	2283 × 1427	2347 × 1320	2382 × 1256	2478 × 1055
110"	2235 × 1676	2371 × 1482	2434 × 1369	2472 × 1303	2571 × 1094
120"	2438 × 1829	2585 × 1616	2657 × 1494	2696 × 1422	2806 × 1194
133"	2703 × 2027	2855 × 1791	2945 × 1656	2989 × 1576	3110 × 1323
150"	3050 × 2286	3231 × 2019	3321 × 1868	3371 × 1777	3507 × 1492

Diagonal Resolution example	4 : 3 1024 × 768	16 : 10 1920 × 1200	16 : 9 1920 × 1080	2K / 4K 2048 × 1080	2.35 : 1
180"	3620 × 2715	3877 × 2423	3985 × 2242	4045 × 2133	4208 × 1791
200"	4020 × 3015	4308 × 2693	4428 × 2491	4494 × 2370	4676 × 1990
216	4389 × 3292	4655 × 2909	4780 × 2689	4854 × 2559	5048 × 2148
240"	4877 × 3657	5172 × 3233	5311 × 2988	5393 × 2844	5609 × 2387
250"	5080 × 3810	5388 × 3367	5533 × 3112	5618 × 2962	5843 × 2486
300"	6096 × 4572	6465 × 4041	6639 × 3734	6471 × 3555	7011 × 2983
350"	7112 × 5334	7543 × 4714	7746 × 4357	7865 × 4147	8180 × 3481
400"	8128 × 6096	8620 × 5388	8852 × 4979	8988 × 4740	9348 × 3978
450"	9144 × 6858	9698 × 6061	9959 × 5602	10112 × 5332	10517 × 4475
500"	10160 × 7620	10775 × 6734	11065 × 6224	11235 × 5925	11685 × 4972

CUSTOM SIZE SPECIFICATIONS

Standard Projection Screen Viewing Areas

Ratio	Width (W) Measurement : mm	Height (H) Measurement : mm
4:3	=Diagonal (inch) × 25.4 × Ratio Coefficient 0.8	=Diagonal (inch) × 25.4 × Ratio Coefficient 0.6
16:9	=Diagonal (inch) × 25.4 × Ratio Coefficient 0.87155	=Diagonal (inch) × 25.4 × Ratio Coefficient 0.49
16:10	=Diagonal (inch) × 25.4 × Ratio Coefficient 0.848	=Diagonal (inch) × 25.4 × Ratio Coefficient 0.53
2.35:1	=Diagonal (inch) × 25.4 × Ratio Coefficient 0.92	=Diagonal (inch) × 25.4 × Ratio Coefficient 0.3918
1:1	This ratio is not calculated in diagonal but calculated in Width (inche) × Height (inch)	



For example:

A.100 inch (4 : 3)
Diagonal is 100 inch (2540 mm)
Width =100×25.4×0.8 = 2032 mm
Height =100×25.4×0.6 = 1524 mm

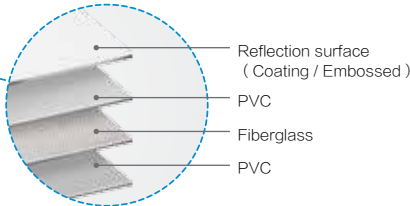

C.100 inch (16 : 10)
Diagonal is 100 inch (2540 mm)
Width =100×25.4×0.848 = 2153.92 ≈ 2154 mm
Height =100×25.4×0.53 = 1346.2 ≈ 1346 mm

B.100 inch (16 : 9)
Diagonal is 100 inch (2540 mm)
Width =100×25.4×0.87155=2213.7 ≈ 2214 mm
Height =100×25.4×0.49=1244.6 ≈ 1245 mm

D.100 inch (2.35 : 1)
Diagonal is 100 inch (2540 mm)
Width =100×25.4×0.92 = 2336.8 ≈ 2337 mm
Height =100×25.4×0.3918 = 995.1 ≈ 995 mm

FABRIC MATERIAL

FIBERGLASS MATTE WHITE FABRIC



In order to construct a quality, long lasting screen, the materials used must be second to none. To maximize fabric tautness, the selection of underlying materials is very important in that it must be able to withstand different temperature and humidity levels due to varying installation environments. In addition, it has to withstand stretching and have anti-oxidation properties so a non-stretchable fiberglass material is the ideal choice. Grandview's matte white fabric is comprised of 4 layers and features a top grade fiberglass as its main support layer. It has a high resistance to temperature, fire, moisture, deformation and stretching with a maximum stretch rate of less than 1%. The structure is covered with two white and black PVC layers that are anti-static and also odor free. The outer surface has technologically infused PVC microdots that help produce and reflect the best possible images. The overall material is also mildew resistant and free from curving. The wide diffusion design ensures uniformity as showcased by its 160 degree viewing angle. The fabric is certified by the world renowned Image Science Foundation for its superb performance.


Test Organization










Color Reproduction : 

Fireproof Level : 


Environmental Protection : 

Gain / Viewing Angle : Movie & Educational Equipment QC Center

Anti-Mold : 


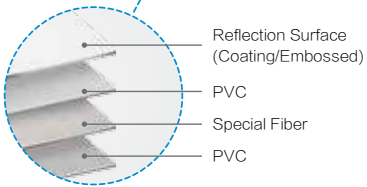
Fabric Model	 Gain	 Viewing Angle	 Color Reproduction	 Fireproof Level	 Anti-Mold	 Moisture Resistant	 Cleanable	 Environment Friendly	 Temperature Resistance	Maximum Width	Available Products
WM4	1.0	160	97%	M1	Lv.0	✓	✓	REACH, RoHS, Formaldehyde, Toluene	-20 ℃ ~ 60 ℃	1830	Portable Screens
WM5	1.0	160	99%	M1	Lv.0	✓	✓	REACH, RoHS, Formaldehyde, Toluene	-20 ℃ ~ 60 ℃	3048	screens under 240"
WP5	1.0	160	98%	M1	Lv.0	✓	✓	REACH, RoHS, Formaldehyde, Toluene	-20 ℃ ~ 60 ℃	2440	screens under 180"
WF5	1.0	160	99%	M1	Lv.0	✓	✓	REACH, RoHS, Formaldehyde, Toluene	-20 ℃ ~ 60 ℃	2130	screens under 150"

FIBERGLASS MATTE WHITE / GREY FABRIC



Large Stage Matte White Fabric

The Large Stage matte white fabric features a 4 layered structure with a professionally coated surface. The middle structure is comprised of a top grade fiberglass serving as the support layer. With the same width distance between the horizontal and vertical lines, the fabric thickness is 0.7mm and free of curving and is non-stretchable. The maximum fabric width is 5.1 meters equating to a seamless 400" diagonal screen in 16:9 format.

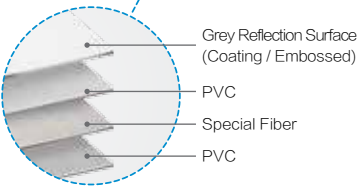


Matte Grey Fiberglass Fabric

Featuring fiberglass as the support layer, the main difference with this fabric is that it's coated with a special matte grey material which can effectively enhance black levels while minimizing loss in color reproduction. It produces pictures with higher contrast levels, color richness as well as richer depth of view with as little sacrifice as possible.

The viewing angle is 160° with a gain of 0.8 and is also anti-mold, waterproof and anti-oxidation.

Available for all manual and motorized screens.












Test Organization

Color Reproduction : 

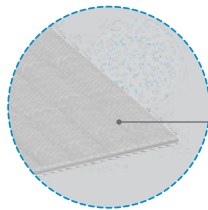
Gain / Viewing Angle : Movie & Educational Equipment QC Center

Fireproof Level : 
Anti-Mold : 

Environmental Protection : 

Fabric Model	 Gain	 Viewing Angle	 Color Reproduction	 Fireproof Level	 Anti-Mold	 Moisture Resistant	 Cleanable	 Environment Friendly	 Temperature Resistance	Maximum Width	Available Products
Large Stage Matte White Fabric											
WM9	1.0	160	97%	M1	Lv.0	✓	✓	REACH, RoHS, Formaldehyde, Toluene	-20 °C ~ 60 °C	5150	large venue applications
Fiberglass Matte Grey Fabric											
GM5	0.8	160	93%	M1	Lv.0	✓	✓	REACH, RoHS, Formaldehyde, Toluene	-20 °C ~ 60 °C	2130	home theatre applications


FRONT PROJECTION PS WHITE FABRIC



1 Micron Diamond Optical Microgrooves

The PS Flexible Fabric features a specially designed PVC material unlike normal screen designs. The surface is coated with 1 micron diamond optical microgrooves capable of reproducing pure 4K resolution. The white bottom layer features a color temperature of 6000K. The colour difference between the reflected light and incident light is less than 60K. The design reflects the original image from the projector with the utmost amount of detail and accuracy.









Test Organization

Color Reproduction : 

Gain / Viewing Angle : Movie & Educational Equipment QC Center


Fireproof Level : 
Anti-Mold : 

Environmental Protection : 

Fabric Model	 Gain	 Viewing Angle	 Color Reproduction	 Anti-Mold	 Moisture Resistant	 Cleanable	 Environment Friendly	 Temperature Resistance	Maximum Width	Available Products
UHD130	1.3	150	99%	Lv.0	✓	✓	REACH, RoHS, Formaldehyde, Toluene	-20 °C ~ 60 °C	3048	Tab-Tension, Fixed-Frame , Super Mobile
WW3	1.0	160	97%	Lv.0	✓	✓	REACH, RoHS, Formaldehyde, Toluene	-20 °C ~ 60 °C	3048	Tab-Tension, Fixed-Frame , Super Mobile
WB5	1.0	160	97%	Lv.0	✓	✓	REACH, RoHS, Formaldehyde, Toluene	-20 °C ~ 60 °C	3048	Tab-Tension, Fixed-Frame , Super Mobile
WB6	1.0	160	97%	Lv.0	✓	✓	REACH, RoHS, Formaldehyde, Toluene	-20 °C ~ 60 °C	4500	Fixed-Frame , Super Mobile
WB7	1.0	160	97%	Lv.0	✓	✓	REACH, RoHS, Formaldehyde, Toluene	-20 °C ~ 60 °C	2130	Fixed-Frame


FRONT / REAR PROJECTION

PS GREY / REAR FABRIC



PS Flexible Front Projection Grey Fabric

Compared with the PS Flexible Front fabric, the main difference of this fabric is that it is coated with a smooth grey vinyl finish. The gain is lowered, and grey surface technology effectively enhance black levels while minimizing loss in color reproduction. It produces pictures with higher contrast levels, color richness as well as richer depth of view with as little sacrifice as possible.



PS Flexible Rear Projection Fabric

This rear projection fabric features a light translucent material for use with rear projector setups. The material is comprised of a translucent and deep grey vinyl and boasts a very high level of contrast as well as a low reflection of ambient light. With its highly transparent characteristics, it perfectly emulates an outstanding picture quality while still maintaining optical colour details. This fabric is available for Fixed-Frame, Tab-Tension and Super Mobile screen models.

Test Organization









Color Reproduction : 

Fireproof Level : 

Environmental Protection : 

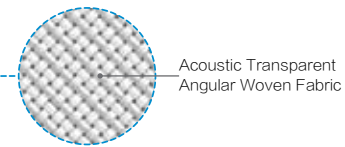

Gain / Viewing Angle : Movie & Educational Equipment QC Center

Anti-Mold : 

Fabric Model	 Gain	 Viewing Angle	 Color Reproduction	 Anti-Mold	 Moisture Resistant	 Cleanable	 Environment Friendly	 Temperature Resistance	Maximum Width	Available Products
PS Flexible Front Projection Grey Fabric										
GG3	0.8	160	97%	Lv.0	✓	✓	REACH, RoHS, Formaldehyde, Toluene	-20 ℃ ~ 60 ℃	3048	Tab-Tension, Fixed-Frame
GG7	0.8	160	93%	Lv.0	✓	✓	REACH, RoHS, Formaldehyde, Toluene	-20 ℃ ~ 60 ℃	2130	Fixed-Frame
BG7	0.8	160	93%	Lv.0	✓	✓	REACH, RoHS, Formaldehyde, Toluene	-20 ℃ ~ 60 ℃	2130	Fixed-Frame
PS Flexible Rear Projection Fabric										
RE3	1.8	160	95%	Lv.0	✓	✓	REACH, RoHS, Formaldehyde, Toluene	-20 ℃ ~ 60 ℃	3048	Tab-Tension, Fixed-Frame , Super Mobile
RE6	1.8	160	95%	Lv.0	✓	✓	REACH, RoHS, Formaldehyde, Toluene	-20 ℃ ~ 60 ℃	3048	Tab-Tension, Fixed-Frame , Super Mobile

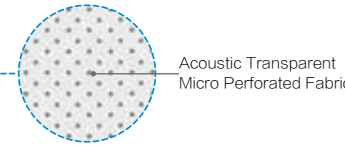

FRONT PROJECTION

ACOUSTIC TRANSPARENT FABRIC



Acoustic Transparent Angular Woven Fabric

Featuring a state of the art angular woven design, the vertical and horizontal lines are constructed together in such a way that it achieves 92000 micro holes per square feet. The difference of sound attenuation between 8kHz&12.5kHz and 500Hz is less than 1dB and 1.5dB resulting in outstanding sound transparency. The unique woven structure is designed to be 4K compatible and the fabric is compliant with all ROHS and REACH standards. Furthermore, the screen is also anti-UV, washable, mildew resistant, fire retardant and works in environments from -20 to 60c.



Acoustic Transparent Micro Perforated Fabric

The entire surface features tiny perforations measuring approximately 0.4mm. This design greatly enhances the performance of the fabric surface in providing excellent image reproductions with 4K resolution and greatly reduces light attenuation. The micro perforation design helps prevent the moiré effect while maintaining outstanding sound penetration with a mid-range attenuation of less than -2dB. It is the ideal pairing for high fidelity and audiophile quality sound setups.

Test Organization















Color Reproduction : 

Fireproof Level : 


Environmental Protection : 

Gain / Viewing Angle : Movie & Educational Equipment QC Center

Anti-Mold : 

Fabric Model	 Gain	 Viewing Angle	 Anti-Mold	 Moisture Resistant	 Cleanable	 Environment Friendly	 Temperature Resistance	Acoustic Attenuation		Maximum Width	Available Product
								8 kHz	12.5 kHz		
AT3	0.8	160	Lv.0	✓	✓	REACH, RoHS, Formaldehyde, Toluene	-20 ℃ ~ 60 ℃			3048	Tab-Tension, Fixed-Frame
AT5	0.8	160	Lv.0	✓	✓	REACH, RoHS, Formaldehyde, Toluene	-20 ℃ ~ 60 ℃			3048	Fixed-Frame
AT7	0.8	160	Lv.0	✓	✓	REACH, RoHS, Formaldehyde, Toluene	-20 ℃ ~ 60 ℃			2130	Fixed-Frame
Acoustic Transparent Micro Perforated Fabric											
Fabric Model	 Gain	 Viewing Angle	 Anti-Mold	 Reproduction	 Acuteness	 Environment Friendly	 Temperature Resistance	Acoustic Attenuation		Maximum Width	Available Product
								8 kHz	12.5 kHz		
AW6	0.8	150	Lv.0	122K	100 line pairs / mm	REACH, RoHS, Formaldehyde, Toluene	-20 ℃ ~ 60 ℃	0.8 dB	2.5 dB	3048	Tab-Tension, Fixed-Frame
AT6	0.8	150	Lv.0	122K	100 line pairs / mm	REACH, RoHS, Formaldehyde, Toluene	-20 ℃ ~ 60 ℃	0.8 dB	2.5 dB	2130	Fixed-Frame

FRONT PROJECTION DYNAMIQUE FABRIC











DY3
The DY3 Ambient Light Rejection screen is made of a new microstructure design. The surface features technology that eliminates ambient light. This screen is specifically designed to be used with short-throw projectors. It boasts a high level of contrast and the best possible viewing characteristics under a strong ambient light environment.

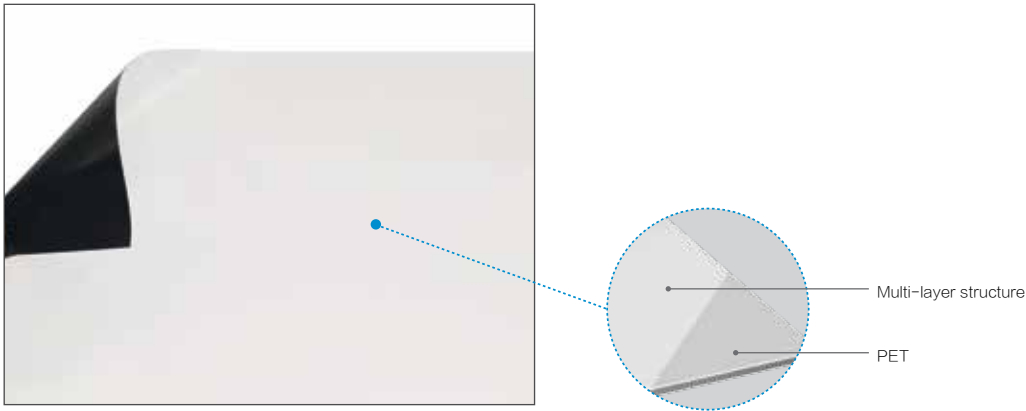
DY2
Based on the PS Flexible Front white fabric, a special optical metallic layer is coated on the entire surface to absorb ambient light while increasing contrast and maintaining detail levels. It is compatible with both 2D and 3D projectors and is also fire retardant and mildew and moisture resistant.

Test Organization

Color Reproduction :  Fireproof Level : 
Environmental Protection :  Anti-Mold : 

Fabric Model	 Gain	 Viewing Angle	 Color Reproduction	 Anti-Mold	 Moisture Resistant	 Cleanable	 Environment Friendly	 Temperature Resistance	Maximum Width	Available Products
DY3	2.0	175	99%	Lv.0	✓	✓	REACH, RoHS, Formaldehyde, Toluene	-20 °C ~ 60 °C	1600	Fixed-Frame
DY2	2.0	45	99%	Lv.0	✓	✓	REACH, RoHS, Formaldehyde, Toluene	-20 °C ~ 60 °C	3048	Tab-Tension, Fixed-Frame

FRONT PROJECTION REMARKABLE FABRIC



The Remarkable screen is erasable, has a wide viewing angle and is comprised of a support structure made of PET material covered with a protective and projectable layer. The projection layer is coated with a reflective rate of no less than 80%. The protective layer is coated on top which consists of diffusion microgrooves helping eliminate hotspots. It is also anti-scratch and dirt proof. The surface area is extremely flat which allows for a easily writable and erasable working area.


Test Organization

Color Reproduction :  Fireproof Level : 
Environmental Protection :  Anti-Mold : 

Fabric Model	 Gain	 Viewing Angle	 Color Reproduction	 Anti-Mold	 Moisture Resistant	 Cleanable	 Environment Friendly	 Temperature Resistance	Maximum Width	Available Products
RM8	1.2	120	97%	Lv.0	✓	✓	REACH, RoHS, Formaldehyde, Toluene	-20 °C ~ 60 °C	Customized	Remarkable

PROJECTION SCREENS

LEGACY SERIES



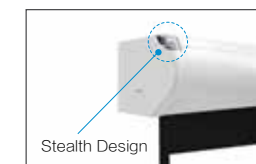
Inspired by History but Continuously Evolving

The Cyber Series screens were first launched in 2007. Drawing cues and elements from the Renaissance Era's architecture, the casing boasted a beautiful streamlined aluminum body design. Evolving from the dated design where mounting brackets were always at fixed points, the Cyber Series screens also featured an innovative floating bracket installation system. It set new industry standards for a highly practical screen with a unique and elegant design. Over the years, the Grandview Cyber Series has achieved overwhelming success and gained the reputation as a customer favorite with its inspired design, functionality and dependability.

With that success, the evolution continues. Based on the same characteristics that made the Cyber series the benchmark it became, the all new Legacy screen is primed to take Grandview to another level. New design elements include end caps that are completely free of screws and a new bottom bar that features the patented Spring-Sealed System that ensures a smooth closure into the casing with an enclosed finish.

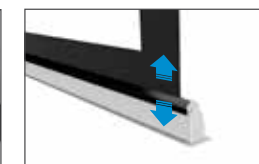
LEGACY SERIES MOTORIZED SCREEN

- Model A applies to sizes 150"-240", Model B applies to sizes 92"-150"
- Floating Wall Mount / Ceiling Mount / Suspended Mount - various mounting options make the installation easy and quick
- RF / IR Remote Control, IP Control, Dry Contact, etc. - the variety of control systems allows controls to be done via central control, remote control and even with a smartphone



Screwless End Caps

New innovative Grandview design



Patented Spring-Sealed System

With a flexing distance of 6mm, the new spring-sealed system prevents possible damages to the fabric caused by the inconsistency of motor positioning



Limiter for Over Retraction

If the retraction limit is over adjusted, the limiter prevents it from going further



Fully Enclosed Casing

The visually pleasing enclosed design keeps external elements out and is visually pleasing



Control Panel

Various controls such as IP control, Dry Contact, etc. are available



IP Network Control

Multiple Grandview screens in the same network can be controlled using a smartphone or PC



Noise < 60dB



Eco Friendly
Water-Based Paint



Prevents Insects



Dustproof

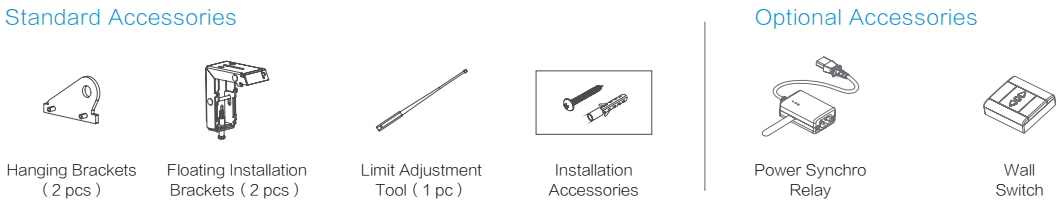
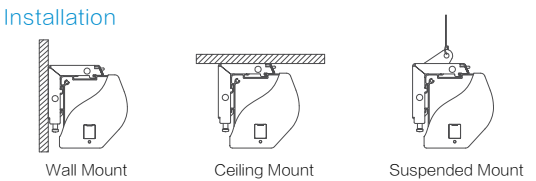
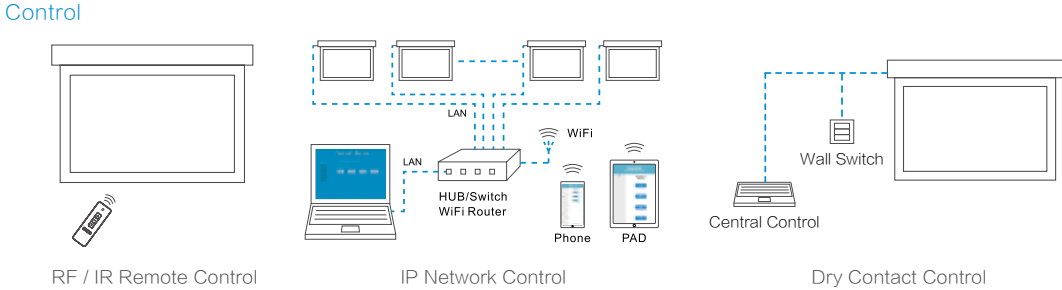



Mildew proof



Oxidation-Resistant

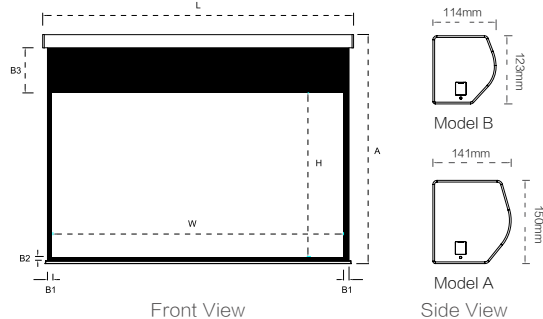
LEGACY SERIES MOTORIZED SCREEN



Specifications

LE-Mxx Motorized / LE-Mlxx Integrated Motorized / LE-MPxx Integrated IP

Aspect Ratio	Diagonal (inch)	Viewing Area W×H (mm)	Overall Height A (mm)	Blackdrop B3 (mm)	L & R Border B1 (mm)	Overall Length L (mm)	Net Weight (Kg)	Power (W)	Casing Model A/B	Fabric Options: WP5	GM5	WM9
4:3	100"	2030x1524	1777	80	50	2216	15.4	98	B	●	●	
	120"	2400x1800	2057	80	50	2586	18.5	98	B	●	●	
	150"	3050x2286	2589	80	50	3234	28.5	98	B	●		
	180"	3620x2715	3051	80	80	3868	38.3	175	A	●		
	200"	4020x3015	3351	80	80	4268	49.3	175	A	●		●
16:9	240"	4787x3660	3996	80	80	5126	49.3	175	A	●		●
	100"	2214x1245	1958	550	50	2400	16.5	98	B	●	●	
	106"	2340x1320	1983	500	50	2520	17.1	98	B	●	●	
	120"	2656x1494	2057	400	50	2842	24.3	98	B	●	●	
	150"	3320x1867	2423	300	80	3568	34.7	98	A	●		
	180"	3984x2240	2797	300	80	4233	46.5	175	A	●		
	200"	4428x2491	3047	300	80	4676	53.6	175	A	●		●




LEGACY SERIES TAB-TENSION SCREEN

- Model A applies to sizes 150"-240", Model B applies to sizes 92"-150"
- Floating Wall Mount / Ceiling Mount / Suspended Mount – various mounting options make the installation easy and quick
- RF / IR Remote Control, IP Control, Dry Contact, etc. – the variety of control systems allows controls to be done via central control , remote control and even with a smartphone

Tension Adjustment System

With a unique adjustable auto tension system, the screen surface is taut and tensioned at every point to ensure a perfect projection surface. If adjustment is needed, the hexagon knob can be turned to ensure there are no wrinkles, V waves or imperfections.

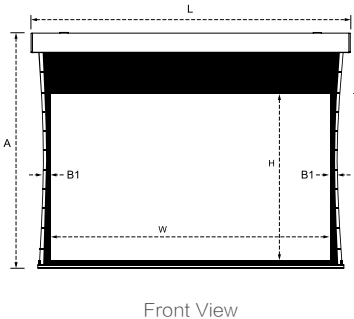


* Control options, installation and standard/optional accessories are the same as the Integrated Motorized screen

Specifications

LE-Mxx Motorized / LE-Mlxx Integrated Motorized / LE-MPxx Integrated IP Motorized

Aspect Ratio	Diagonal (inch)	Viewing Area W×H (mm)	Overall Height A (mm)	Blackdrop B3 (mm)	L & R Border B1 (mm)	Overall Length L (mm)	Net Weight (Kg)	Power (W)	Casing Model A/B	Fabric Options: WW3	WB5	GG3	RE3
4:3	100"	2030x1524	2087	400	130	2386	15.4	98	B	●	●	●	●
	120"	2438x1829	2396	400	130	2796	18.5	98	B	●	●	●	●
	150"	3050x2286	2909	400	130	3401	28.5	98	A	●	●	●	●
	180"	3658x2743	3366	400	130	4038	38.3	175	A	●	●	●	●
	200"	4064x3048	3671	400	130	4438	49.3	175	A	●	●	●	●
16:9	92"	2030x1145	1698	400	130	2386	14.8	98	B	●	●	●	●
	100"	2214x1245	1798	400	130	2570	16.5	98	B	●	●	●	●
	106"	2340x1320	1873	400	130	2690	17.1	98	B	●	●	●	●
	120"	2656x1494	2047	400	130	3009	24.3	98	B	●	●	●	●
	150"	3320x1867	2490	400	130	3675	34.7	175	A	●	●	●	●
	180"	3985x2240	2863	400	130	4403	46.5	175	A	●	●	●	●
	200"	4427x2489	3112	400	130	4846	53.6	175	A	●	●	●	●





CYBER SERIES



Inspired by Renaissance Era Architecture

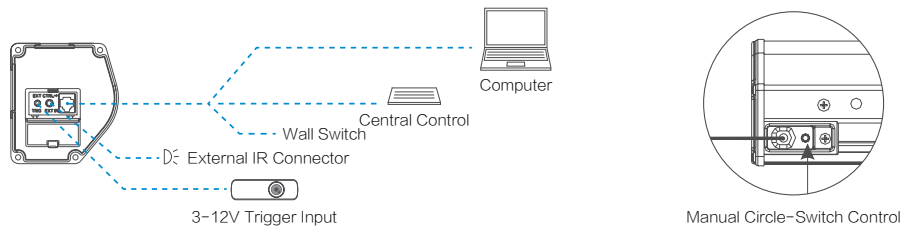
The Cyber Series design is the result of inspiration derived from Renaissance Era architecture and ancient Corinthian columns. Innovative features such as an extremely easy floating L-bracket installation system and a patented Slow-Retract/Self-Lock function (manual models only) ensure the screen is as functional as it is aesthetically pleasing.

Cyber Series screens are available in both motorized and manual variants. It is available in a wide range of sizes allowing it to be used in various installation environments.

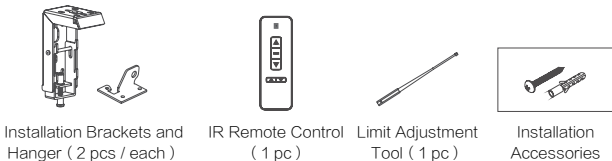
CYBER SERIES MOTORIZED SCREEN

- Model A applies to sizes 120"-200", Model B applies to sizes 92"-133"
- Floating Wall Mount / Ceiling Mount / Suspended Mount – various mounting options make the installation easy and quick
- IR Remote Control, RS485 + Dry Contact Control, 3-12V Trigger Input etc. – the variety of control systems can also be controlled via central control

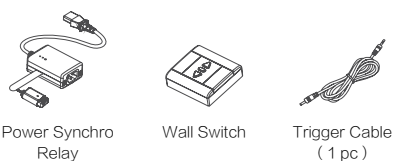
Integrated Motorized Control



Standard Accessories



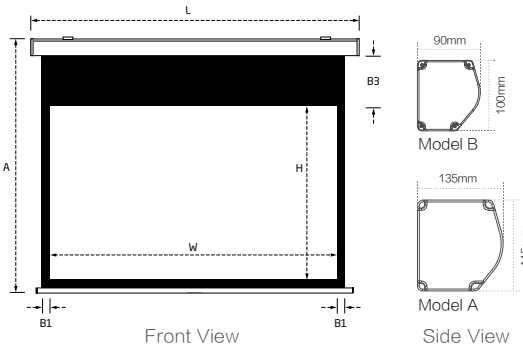
Optional Accessories



Specifications

CB-Mxx Motorized / CB-Mlxx Integrated Motorized / CB-MPxx Integrated IP Motorized

Aspect Ratio	Diagonal (inch)	Viewing Area W×H (mm)	Overall Height A (mm)	Blackdrop B3 (mm)	L & R Border B1 (mm)	Overall Length L (mm)	Net Weight (Kg)	Power (W)	Casing Model A / B	Fabric Options: WM5 WP5 GM5 WM9		
4:3	100"	2030×1524	1767	80	50	2280	13.8	98	B	●	●	●
	120"	2400×1800	2047	80	50	2650	15.3	98	B	●	●	●
	150"	3050×2286	2589	80	50	3316	29.4	98	A	●		
	180"	3620×2715	3018	80	50	3894	38	175	A	●		
	200"	4020×3015	3318	80	50	4294	49	175	A	●		●
16:9	92"	2030×1145	1948	650	50	2280	13.8	98	B	●	●	●
	100"	2214×1245	1948	550	50	2464	14.5	98	B	●	●	●
	106"	2340×1320	1973	500	50	2584	15.1	98	B	●	●	●
	120"	2656×1494	2047	400	50	2924	24.3	98	A	●	●	●
	150"	3320×1867	2390	300	50	3594	34.7	98	A	●		●
	180"	3984×2240	2763	300	50	4259	46.5	175	A	●		●
	200"	4428×2491	3016	300	50	4702	53.6	175	A	●		●




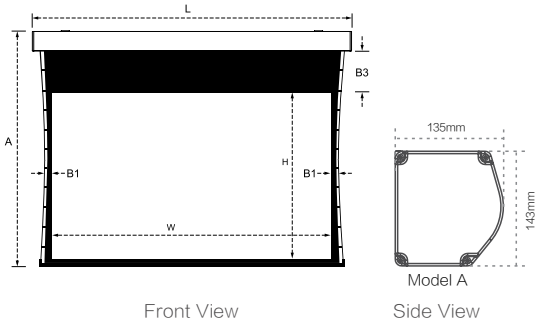
CYBER SERIES TAB-TENSION SCREEN

- Model A applies to sizes 100"-180"
- Floating Wall Mount / Ceiling Mount / Suspended Mount – various mounting options make the installation easy and quick
- IR Remote Control, RS485 + Dry Contact Control, 3-12V Trigger Input etc. – the variety of control systems can also be controlled via central control
- IR Remote Control, IP Control + Dry Contact, 3-12V Trigger Input etc. – the variety of control systems allows controls to be done via central control, remote control and even with a smartphone (CB-MP Model only)

Tension Adjustment System

With a unique adjustable auto tension system, the screen surface is taut and tensioned at every point to ensure a perfect projection surface. If adjustment is needed, the hexagon knob can be turned to ensure there are no wrinkles, V waves or imperfections.

* Control options, installation and standard/optional accessories are the same as the Integrated Motorized screen



Specifications

LF-MxxC Motorized / LF-MlxxC Integrated Motorized / LF-MPxxC Integrated IP Motorized

Aspect Ratio	Diagonal (inch)	Viewing Area W×H (mm)	Overall Height A (mm)	Blackdrop B3 (mm)	L & R Border B1 (mm)	Overall Length L (mm)	Net Weight (Kg)	Power (W)	Casing Model A / B	Fabric Options: WW3 GG3 WB5 AW6 DY20				
4:3	100"	2032×1524	2157	400	130	2490	13.8	98	A	●	●	●	●	●
	120"	2438×1829	2462	400	130	2896	15.3	98	A	●	●	●	●	●
	150"	3048×2286	2919	400	130	3512	29.4	115	A	●	●	●		●
	92"	2037×1145	1778	400	130	2490	13.8	98	A	●	●	●	●	●
16:9	100"	2214×1245	1878	400	130	2672	14.5	98	A	●	●	●	●	●
	106"	2346×1320	1953	400	130	2804	15.1	98	A	●	●	●	●	●
	120"	2656×1494	2127	400	130	3114	24.3	98	A	●	●	●	●	●
	150"	3320×1867	2500	400	130	3784	34.7	115	A	●	●	●		●

CYBER SERIES

MANUAL SCREEN



Slow-Retract and Self-Lock System

Patents in China, America, German, France, Japan etc.



Limitless Positioning

Any desired position is set by holding the screen for 3 seconds



Wrinkle-Free

Screen will be locked automatically by the Self-Lock System in full retraction which helps the fabric prevent wrinkles



Slow Retraction

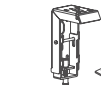
Screen retraction is controlled and takes around 8 seconds - the slow and steady retraction avoid accidents or damages



Specifications

CB-Pxx (C) Manual / CB-Pxx (S) Slow-Retraction Manual Screen

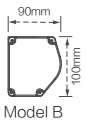
Aspect Ratio	Diagonal (inch)	Viewing Area W×H (mm)	Overall Height A (mm)	Blackdrop B3 (mm)	L & R Border B1 (mm)	Overall Length L (mm)	Net Weight (Kg)	Casing Model A / B / C	Fabric Options: WM5 WP5 GM5 WM9			
4 : 3	84"	1710 × 1280	1499	80	40	1864	8.1	D	●	●	●	
	100"	2030 × 1520	1747	80	50	2204	10.5	C	●	●	●	
	120"	2340 × 1755	1998	80	47	2509	13.8	B	●	●	●	
	150"	2817 × 2110	2350	80	50	2992	19.6	B	●			
16 : 9	92"	2030 × 1145	1812	500	50	2204	10.5	C	●	●	●	
	100"	2214 × 1245	1908	500	50	2389	12.7	B	●	●	●	
	106"	2340 × 1320	1983	500	47	2509	13.8	B	●	●	●	
	120"	2656 × 1494	2054	400	50	2830	16.2	B	●	●	●	



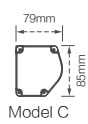
Installation Brackets and Hanger (2 pcs / each)



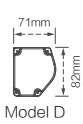
Installation Accessories



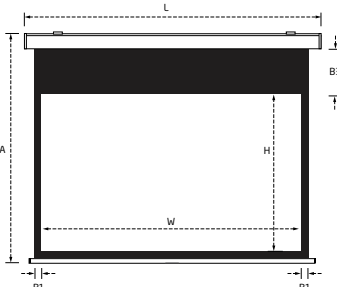
Model B



Model C



Model D



Front View

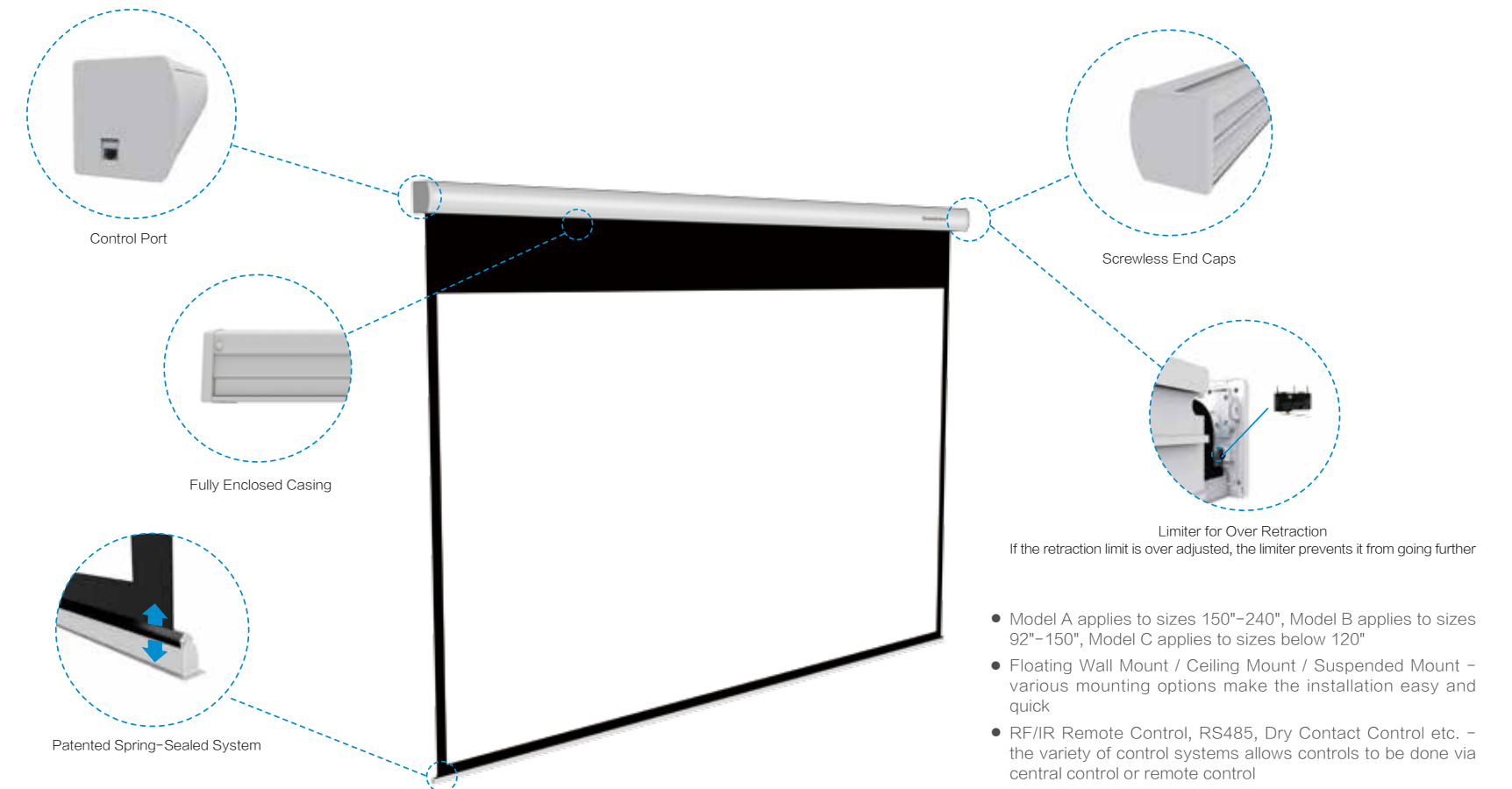
FANCY SERIES

Modern Minimalist Design

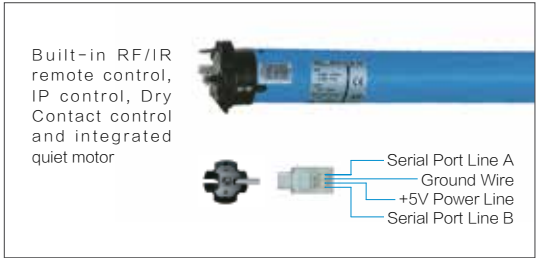
No matter the installation environment, the Grandview Fusion Series is designed to seamlessly integrate with any type of decor. The new bottom bar features the patented Spring-Sealed System ensures a smooth closure into the casing with an enclosed finish.



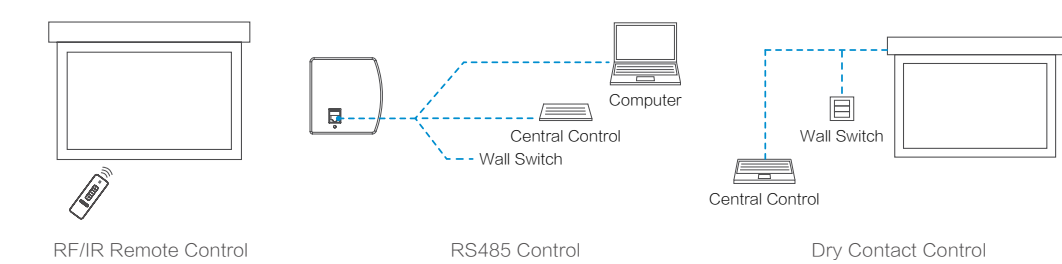
FANCY SERIES MOTORIZED SCREEN



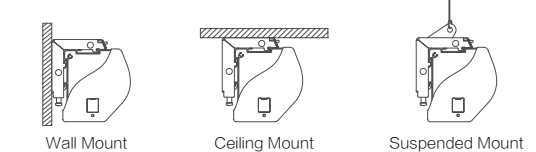
FANCY SERIES MOTORIZED SCREEN



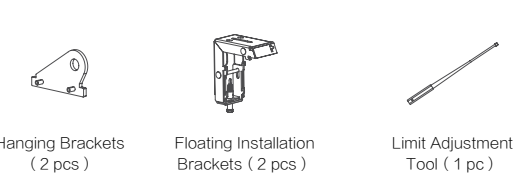
Control



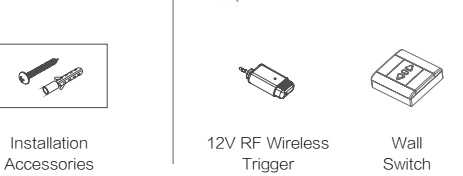
Installation



Standard Accessories

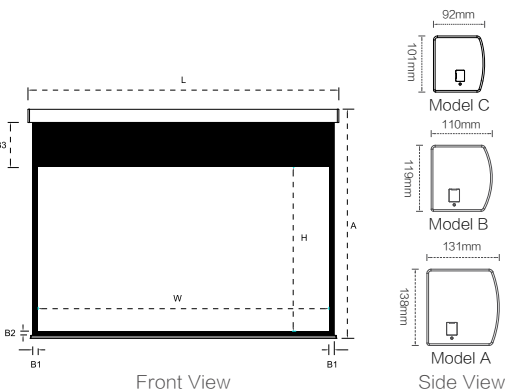


Optional Accessories




Specifications

FC-Mxx Motorized / FC-Mlxx Integrated Motorized / FC-MFxx Integrated RF Motorized												
Aspect Ratio	Diagonal (inch)	Viewing Area W×H (mm)	Overall Height A (mm)	Blackdrop B3 (mm)	L & R Border B1 (mm)	Overall Length L (mm)	Net Weight (Kg)	Power (W)	Casing Model A / B / C	Fabric Options: WM5	WP5	GM5
4 : 3	100"	2030x1524	1767	80	50	2216	14.8	98	C	●		●
	120"	2400x1800	2047	80	50	2586	17.3	98	C	●		●
	150"	3050x2286	2589	80	50	3231	27.4	98	B	●		
	180"	3620x2715	3018	80	50	3805	37	175	A	●		
16 : 9	200"	4020x3015	3318	80	50	4205	48	175	A	●		
	92"	2030x1145	1948	650	50	2216	14.8	98	C	●		●
	100"	2214x1245	1948	550	50	2400	16.5	98	C	●		●
	106"	2340x1320	1973	500	50	2520	17.1	98	C	●		●
	120"	2656x1494	2047	400	50	2839	24.3	98	B	●		●
	150"	3320x1867	2390	300	50	3505	34.7	98	A	●		●
	180"	3984x2240	2763	300	50	4170	46.5	175	A	●		



FANCY SERIES TAB-TENSION SCREEN

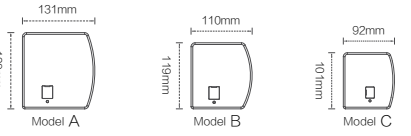


- Model A applies to sizes 150"-240", Model B applies to sizes 100"-150"
- Floating Wall Mount / Ceiling Mount / Suspended Mount - various mounting options make the installation easy and quick
- RF/IR Remote Control, RS485, Dry Contact Control etc. - the variety of control systems allows controls to be done via central control or remote control

Tension Adjustment System

With a unique adjustable auto tension system, the screen surface is taut and tensioned at every point to ensure a perfect projection surface. If adjustment is needed, the hexagon knob can be turned to ensure there are no wrinkles, V waves or imperfections.

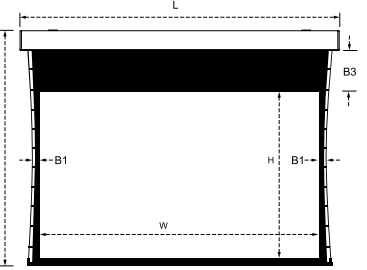
* Control options, installation and standard/optional accessories are the same as the Integrated Motorized screen



End-Cap Diagram

Specifications

FC-Mxx Motorized / FC-Mlxx Integrated Motorized / FC-MFxx Integrated RF													
Aspect Ratio	Diagonal (inch)	Viewing Area W×H (mm)	Overall Height A (mm)	Blackdrop B3 (mm)	L & R Border B1 (mm)	Overall Length L (mm)	Net Weight (Kg)	Power (W)	Casing Model A / B / C	Fabric Options: WW3	WB5	GG3	RE3
4 : 3	100"	2030x1524	2087	400	130	2386	14.8	98	C	●	●	●	●
	120"	2438x1829	2396	400	130	2796	17.3	98	B	●	●	●	●
	150"	3050x2286	2909	400	130	3401	27.4	98	A	●	●	●	●
16 : 9	92"	2030x1145	1698	400	130	2386	14.8	98	C	●	●	●	●
	100"	2214x1245	1798	400	130	2570	16.5	98	B	●	●	●	●
	106"	2340x1320	1873	400	130	2690	17.1	98	B	●	●	●	●
	120"	2656x1494	2047	400	130	3009	24.3	98	B	●	●	●	●
	150"	3320x1867	2490	400	130	3675	34.7	98	A	●	●	●	●



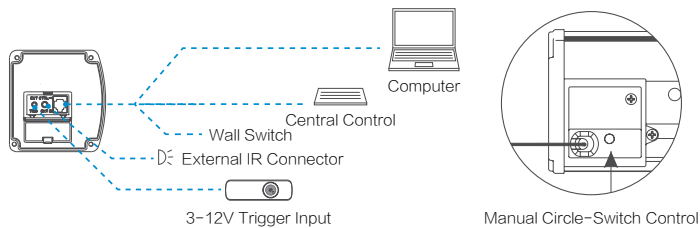
Front View

FANTASY SERIES MOTORIZED SCREEN

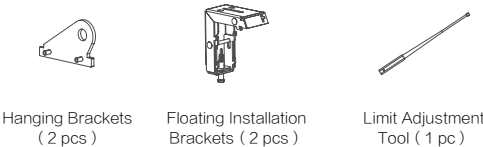


- Model A / B apply to sizes 92"-150"
- Floating Wall Mount / Ceiling Mount / Suspended Mount – various mounting options make the installation easy and quick
- IR Remote Control, RS485 + Dry Contact Control, 3-12V Trigger Input etc. – the variety of control systems can also be controlled via central control

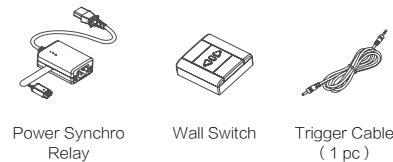
Integrated Motorized Control



Standard Accessories



Optional Accessories

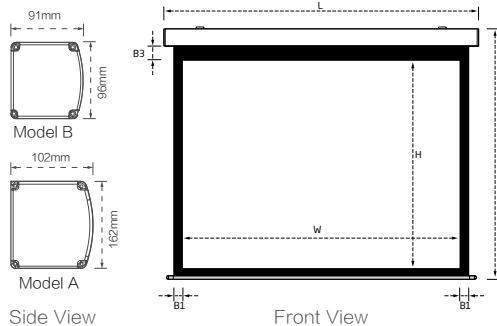


Perfect Combination of Beautiful Aesthetics and Functionality

The Fantasy Series, equipped with the Grandview Quiet motor and aluminum casing, is the perfect blend of looks and function. With minimal noise and a lightweight structure any of the variations in this model can be used in various install environments.

Specifications

FA-Mxx Motorized / FA-Mlxx Integrated Motorized												
Aspect Ratio	Diagonal (inch)	Viewing Area W×H (mm)	Overall Height A (mm)	Blackdrop B3 (mm)	L & R Border B1 (mm)	Overall Length L (mm)	Net Weight (Kg)	Power (W)	Casing Model A / B	Fabric Options: WM5 WP5 GM5 WM9		
4 : 3	100"	2030 × 1524	1757	80	50	2280	13.8	98	B	●	●	●
	120"	2400 × 1800	2031	80	50	2650	15.3	98	B	●	●	●
	150"	3050 × 2286	2617	80	50	3326	29.4	98	A	●		
16 : 9	92"	2030 × 1145	1948	650	50	2280	13.8	98	B	●	●	●
	100"	2214 × 1245	1948	550	50	2464	14.5	98	B	●	●	●
	106"	2340 × 1320	1973	500	50	2584	15.1	98	B	●	●	●
	120"	2656 × 1494	2027	400	50	2934	24.3	98	A	●	●	●
	150"	3320 × 1867	2352	300	50	3605	34.7	115	A	●	●	●



FANTASY SERIES TAB-TENSION SCREEN

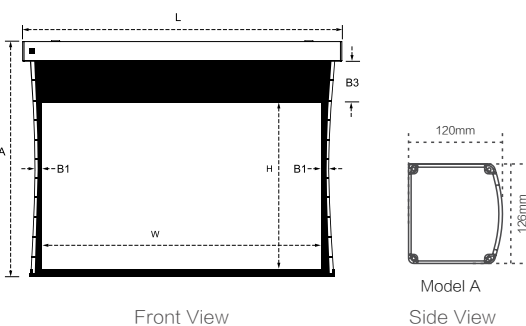


- Model A applies to sizes 92"-150".
- Floating Wall Mount / Ceiling Mount / Suspended Mount – various mounting options make the installation easy and quick
- IR Remote Control, RS485 + Dry Contact Control, 3-12V Trigger Input etc. – the variety of control systems can also be controlled via central control

Tension Adjustment System

With a unique adjustable auto tension system, the screen surface is taut and tensioned at every point to ensure a perfect projection surface. If adjustment is needed, the hexagon knob can be turned to ensure there are no wrinkles, V waves or imperfections.

* Control options, installation and standard/optional accessories are the same as the Integrated Motorized screen



Specifications

LF-MxxF Motorized / LF-MlxxF Integrated Motorized												
Aspect Ratio	Diagonal (inch)	Viewing Area W×H (mm)	Overall Height A (mm)	Blackdrop B3 (mm)	L & R Border B1 (mm)	Overall Length L (mm)	Net Weight (Kg)	Power (W)	Casing Model A / B	Fabric Options: WW3 WB5 AW6 DY20		
4 : 3	100"	2032 × 1524	2137	400	130	2503	13.3	98	A	●	●	●
	120"	2438 × 1829	2442	400	130	2909	15.1	98	A	●	●	●
	150"	3048 × 2286	2899	400	130	3525	29.1	115	A	●	●	●
16 : 9	92"	2037 × 1145	1758	400	130	2503	13.5	98	A	●	●	●
	100"	2214 × 1245	1858	400	130	2685	14.2	98	A	●	●	●
	106"	2346 × 1320	1933	400	130	2817	14.8	98	A	●	●	●
	120"	2656 × 1494	2107	400	130	3127	24.1	98	A	●	●	●
	150"	3320 × 1867	2480	400	130	3797	34.3	115	A	●	●	●



CNV SERIES



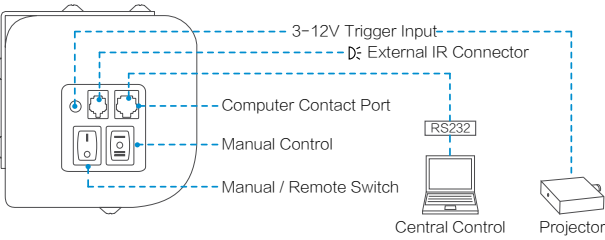
Presentation Solution for Educational Media

The simple, square shaped metal casing gives the CNV Series a no nonsense, durable look. The CNV brackets give users the option of wall mount, ceiling mount or ceiling hang. This model is the perfect choice for economical educational budgets and applications.

CNV SERIES MOTORIZED SCREEN

- Model A applies to sizes 120"-150", Model B applies to sizes 92"-120"
- Floating Wall Mount / Ceiling Mount / Suspended Mount - various mounting options make the installation easy and quick
- IR Remote Control, RS485 + Dry Contact Control, 3-12V Trigger Input etc. - the variety of control systems can also be controlled via central control

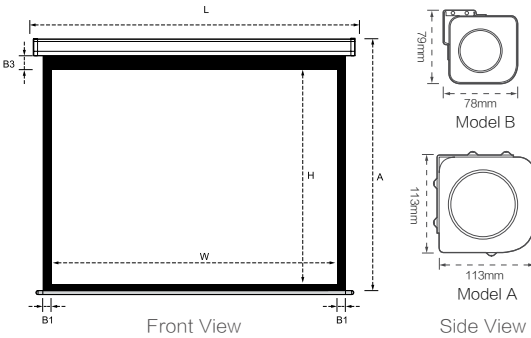
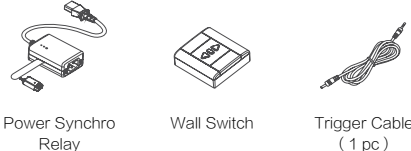
Integrated Motorized Control



Standard Accessories



Optional Accessories



Specifications

CN-Mxx Motorized / CN-Mlxx Integrated Motorized												
Aspect Ratio	Diagonal (inch)	Viewing Area W×H (mm)	Overall Height A (mm)	Blackdrop B3 (mm)	L & R Border B1 (mm)	Overall Length L (mm)	Net Weight (Kg)	Power (W)	Casing Model A / B	Fabric Options: WM5 WP5 GM5		
4 : 3	100"	2030x1524	1735	80	50	2324	15.8	98	A	●	●	●
	120"	2340x1755	1970	80	47	2632	18.4	98	A	●	●	●
	150"	3050x2286	2566	80	50	3342	24	98	A	●		
16 : 9	92"	2030x1145	1930	650	50	2324	15.8	98	A	●	●	●
	100"	2214x1245	1930	550	50	2508	16.7	98	A	●	●	●
	106"	2340x1320	1955	500	47	2632	18.4	98	A	●	●	●
	120"	2656x1494	2094	400	50	2950	20.6	98	A	●	●	●

CNV SERIES MANUAL SCREEN



Slow-Retract and Self-Lock System

Patents in China, America, German, France, Japan etc.



Wrinkle-Free

Screen will be locked automatically by the Self-Lock System in full retraction which helps the fabric prevent wrinkles



Limitless Positioning

Any desired position is set by holding the screen for 3 seconds

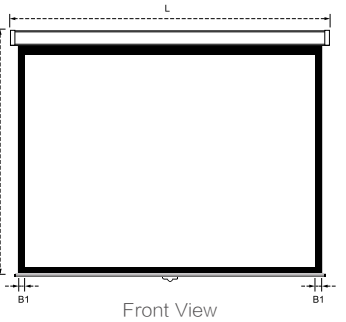
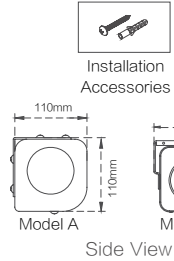


Slow Retraction

Screen retraction is controlled and takes around 8 seconds - the slow and steady retraction avoid accidents or damages

Specifications

Aspect Ratio	Diagonal (inch)	Viewing Area W×H (mm)	Overall Height A (mm)	Blackdrop B3 (mm)	L & R Border B1 (mm)	Overall Length L (mm)	Net Weight (Kg)	Casing Model A / B	Fabric Options: WP5 GM5		
4 : 3	100"	2030x1520	1745	80	50	2250	10.5	B	●	●	●
	120"	2340x1755	1995	80	47	2554	12.3	B	●	●	●
	150"	2817x2110	2378	80	50	3075	18	A	●		
16 : 9	92"	2030x1145	1810	500	50	2250	10.3	B	●	●	●
	100"	2214x1245	1905	500	50	2434	11.2	B	●	●	●
	106"	2340x1320	1980	500	47	2554	12.8	B	●	●	●
	120"	2656x1494	2082	400	50	2920	14.3	A	●	●	●



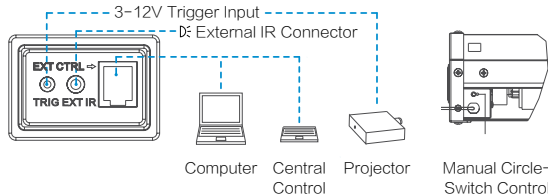
DIAS SERIES

The DIAS Series screen is the perfect balance of practicability and integrated control functions all in a economical package. The screen's simple but durable design features a sprayed metal coating, quiet tubular motor and multi-control and fabric options. It's the ideal cost-effective choice for a simple install environments.

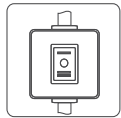


DIAS SERIES MOTORIZED SCREEN

Integrated Motorized Control



In-line Switch



- Wall Mount / Ceiling Mount / Suspended Mount – various mounting options make the installation easy and quick
- IR Remote Control, RS485 + Dry Contact Control, 3-12V Trigger Input etc. – the variety of control systems can also be controlled via central control (Available for Integrated control only)



Standard Accessories



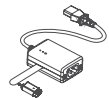
IR Remote Control (1 pc)
(MI Series only)



Hanging Brackets
(2 pcs)



Installation Accessories



Power Synchro Relay

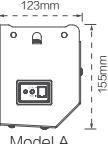


Wall Switch

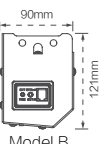


Trigger Cable
(1 pc)

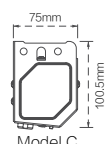
Optional Accessories



Model A



Model B

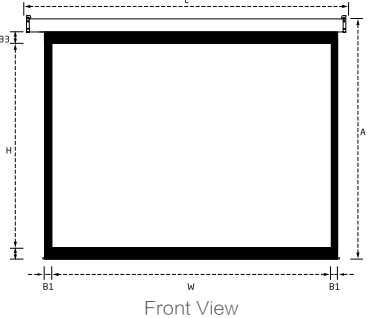


Model C

Side View


Specifications

DI-Mxx Motorized / DI-Mlxx Integrated Motorized												
Aspect Ratio	Diagonal (inch)	Viewing area W×H (mm)	Overall Height A (mm)	Blackdrop B3 (mm)	L & R Border B1 (mm)	Overall Length L (mm)	Net Weight (Kg)	Power (W)	Casing Model A / B / C	Fabric Options: WM5 WP5 GM5		
4 : 3	100"	2030 × 1524	1771	80	50	2297	15.3	98	C	●	●	●
	120"	2340 × 1755	2006	80	50	2601	18.5	98	B	●	●	●
	150"	3050 × 2286	2601	80	50	3313	28.3	98	A	●		
	180"	3620 × 2715	3030	80	80	3950	33.5	175	A	●		
	200"	4020 × 3015	3330	80	80	4350	38.6	175	A	●		
16 : 9	92"	2030 × 1145	1966	650	50	2297	15.3	98	C	●	●	●
	100"	2214 × 1245	1966	550	50	2481	16.3	98	C	●	●	●
	106"	2340 × 1320	1991	500	50	2601	18.5	98	B	●	●	●
	120"	2656 × 1494	1976	300	50	2924	19.5	98	A	●	●	●
	150"	3320 × 1867	2502	300	80	3650	32.5	98	A	●		
	180"	3984 × 2240	2875	300	80	4314	36.5	175	A	●		




Front View

CRYSTAL SERIES MOTORIZED SCREEN



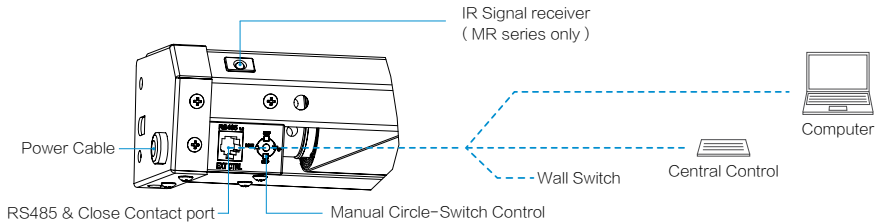
- Wall Mount / Ceiling Mount / Suspended Mount – various mounting options make the installation easy and quick
- IR Remote Control, RS485 + Dry Contact Control, 3-12V Trigger Input etc. – the variety of control systems can also be controlled via central control (Available for Integrated control only)



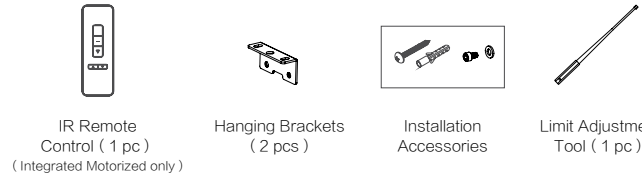
The Crystal Series comes in either the Integrated or regular motorized option. With an emphasis on practicability and functionality, this screen features integrated multi-control functions (Integrated models), a sprayed metal coating casing, quiet tubular model and the use of the WP5 fiber-glass fabric. It is an ideal choice for install environments requiring a simple yet functional solution.

CRYSTAL SERIES MOTORIZED SCREEN

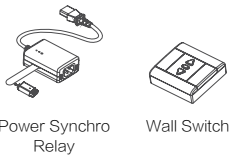
Integrated Motorized Control



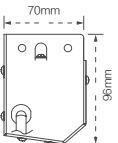
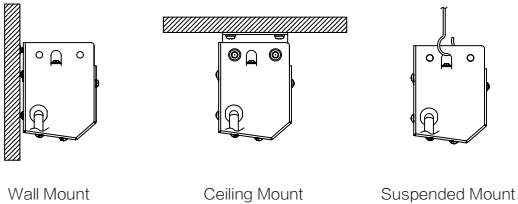
Standard Accessories



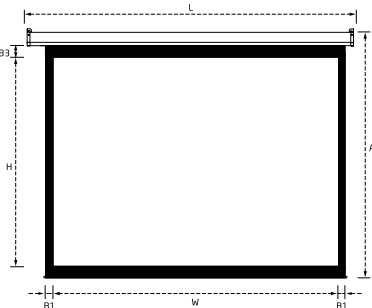
Optional Accessories



Installation



Side View



Front View

Specifications

Specifications

CY-Mxx Motorized / CY-MRxx Integrated Motorized

Aspect Ratio	Diagonal (inch)	Viewing area W×H (mm)	Overall Height A (mm)	Blackdrop B3 (mm)	L & R Border B1 (mm)	Overall Length L (mm)	Net Weight (Kg)	Power (W)	Fabric Options: WM5	WP5	GM5
4 : 3	100"	2030x1524	1655	80	50	2298	12.3	98		●	
	120"	2340x1755	1890	80	47	2602	15.5	98		●	
16 : 9	92"	2030x1145	1500	300	50	2298	12.3	98		●	
	100"	2214x1245	1600	300	50	2482	13.3	98		●	
	106"	2340x1320	1665	300	47	2602	15.5	98		●	

RECESSED CEILING SCREEN



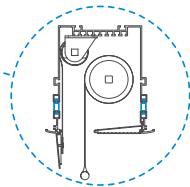
Recessed, Concealed In-Ceiling Design

With a focus on the essence of industrial design, the Grandview Recessed-Ceiling Series blends itself perfectly in any in-ceiling installation. Boasting a concealed look, the screens functionality is seamlessly hidden away until use. The exclusive patented Separated Casing design reduces noise and vibration and the screen offers a multitude of commercial grade features.



PREMIUM SERIES RECESSED MOTORIZED SCREEN

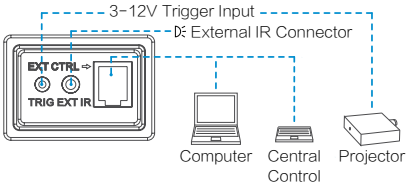
- Aluminum casing, strong structure, lightweight
- Recessed ceiling design - blends perfectly into the ceiling
- Grandview's patented Separated Casing design reduces noise and vibrations
- Suitable for various types of ceiling installation



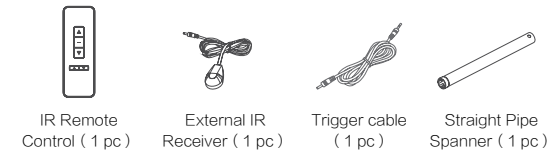
Patented Separated Casing Design

The Separated Casing design helps with the reduction of noise and vibration - the built-in connectors helps eliminate friction between the screen casing and ceiling when in use. The in operation noise level of the Grandview Recessed-Ceiling Series is 60dB. When paired with the Grandview Quiet Motor, the noise level is lower than 45dB.

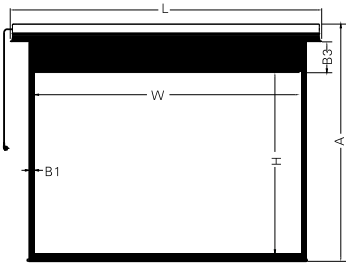
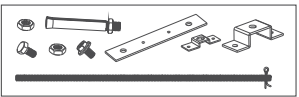
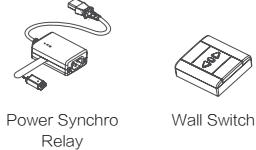
Integrated Motorized Control



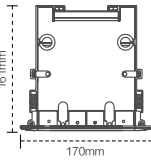
Standard Accessories



Optional Accessories



Front View

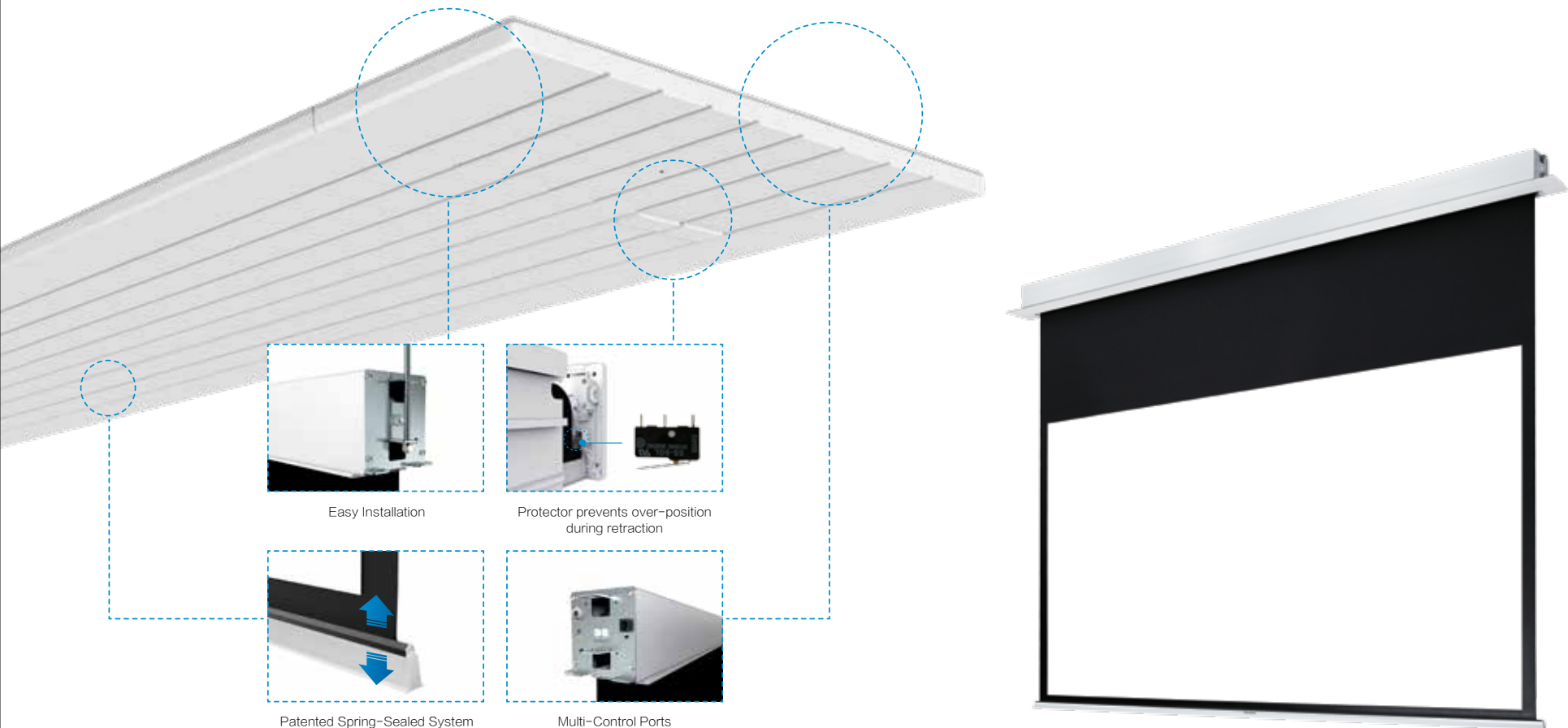


Side View

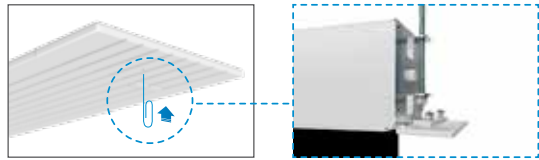
Specifications

Aspect Ratio	Diagonal (inch)	Viewing area W×H (mm)	Overall Height A (mm)	Blackdrop B3 (mm)	L & R Border B1 (mm)	Overall Length L (mm)	Net Weight (Kg)	Power (W)	Fabric Options:		
									WM5	WP5	GM5
4 : 3	100"	2030x1524	2164	420	50	2461	26.6	196	●	●	●
	120"	2438x1829	2169	120	50	2867	29.3	196	●	●	●
	92"	2037x1145	2166	800	50	2466	26.6	196	●	●	●
16 : 9	100"	2214x1245	2165	700	50	2643	28.2	196	●	●	●
	106"	2347x1320	2170	630	50	2776	29.1	196	●	●	●
	120"	2656x1494	2105	450	50	3086	30.8	196	●	●	●

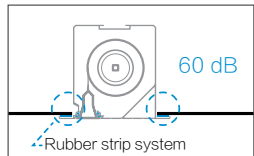
HIDETECH SERIES RECESSED MOTORIZED SCREEN



HIDETECH SERIES RECESSED MOTORIZED SCREEN



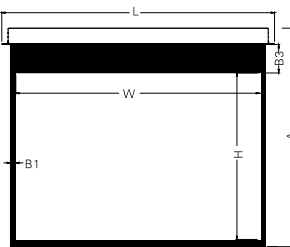
Easy Screen Adjustment
Press the elastic lock with a bent paper clip, then adjust screen to desired position.



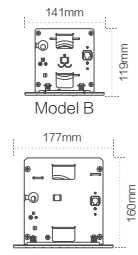
Rubber Strip Absorbs Shakes
The rubber strip between the casing and ceiling absorbs operation vibration and reduces noise



Built-In Remote Control Quiet Motor
Built-in RF/IR remote control, RS485 & dry contact integrated design



Front View

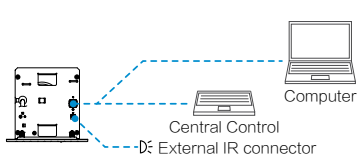


Side View

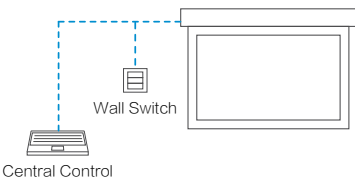
Control



RF/IR Remote Control



RS485 Control



Dry Contact control

Standard Accessories



Remote Control (1 pcs)



Limit Adjustment Tool (1 pc)



Installation Accessories

Optional Accessories



12V RF Wireless Trigger



Wall Switch

Specifications

Aspect Ratio	Diagonal (inch)	Viewing Area W×H (mm)	Overall Height A (mm)	Blackdrop B3 (mm)	L & R Border B1 (mm)	Overall Length L (mm)	Net Weight (Kg)	Power (W)	Casing Model A / B	HT-Mlxx Integrated Motorized / HT-MFxx Integrated RF Motorized		
										Fabric Options: WM5	WP5	GM5
4 : 3	100"	2030×1524	1794	420	50	2299	26.6	98	B	●	●	●
	120"	2438×1829	2099	120	50	2705	29.3	98	B	●	●	●
	150"	3050×2286	2556	80	50	3315	35.4	98	B	●	●	●
	180"	3658×2743	3045	80	80	3967	44.2	175	A	●	●	●
16 : 9	92"	2037×1145	2135	800	50	2299	26.6	98	B	●	●	●
	100"	2214×1245	2135	700	50	2481	28.2	98	B	●	●	●
	106"	2347×1320	2140	630	50	2613	29.1	98	B	●	●	●
	120"	2656×1494	2134	450	50	2923	30.8	98	B	●	●	●
	150"	3320×1867	2389	300	80	3667	39.2	98	A	●	●	●
	180"	3984×2240	2762	300	80	4332	45.2	175	A	●	●	●

HIDETECH SERIES

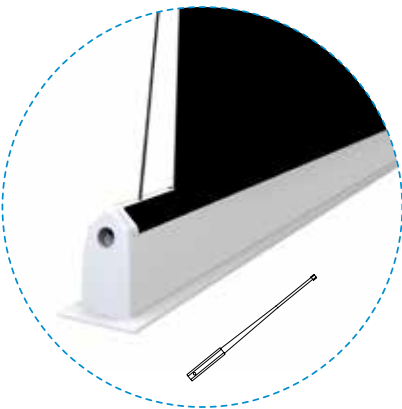
RECESSED TAB-TENSION SCREEN



- Model A applies to sizes 150"-240", Model B applies to sizes 92"-150"
- Easy installation with only 2 pcs threaded rods
- RF/ IR Remote Control, RS485, and Dry Contact etc. – the variety of control systems can also be controlled via central control

HIDETECH SERIES

RECESSED TAB-TENSION SCREEN



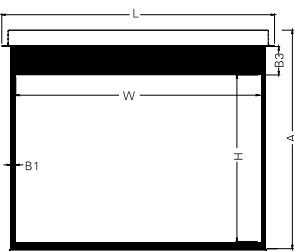
Tension Adjustment System

With a unique adjustable auto tension system, the screen surface is taut and tensioned at every point to ensure a perfect projection surface. If adjustment is needed, the hexagon knob can be turned to ensure there are no wrinkles, V waves or imperfections.

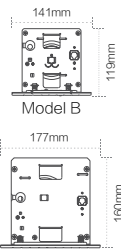
* Control options, installation and standard/optional accessories are the same as the Integrated Motorized screen

Specifications

HT-Mlxx Integrated Motorized / HT-MFxx Integrated RF Motorized													
Aspect Ratio	Diagonal (inch)	Viewing Area W×H (mm)	Overall Height A (mm)	Blackdrop B3 (mm)	L & R Border B1 (mm)	Overall Length L (mm)	Net Weight (Kg)	Power (W)	Casing Model A / B	Fabric Options: WB5 RE3 WW3 GG3			
4 : 3	100"	2030×1524	1794	420	50	2299	26.6	98	B	●	●	●	●
	120"	2438×1829	2099	120	50	2705	29.3	98	B	●	●	●	●
	150"	3050×2286	2556	80	50	3315	35.4	98	B	●	●	●	●
	180"	3658×2743	3045	80	80	3967	44.2	175	A	●	●	●	●
16 : 9	92"	2037×1145	2135	800	50	2299	26.6	98	B	●	●	●	●
	100"	2214×1245	2135	700	50	2481	28.2	98	B	●	●	●	●
	106"	2347×1320	2140	630	50	2613	29.1	98	B	●	●	●	●
	120"	2656×1494	2134	450	50	2923	30.8	98	B	●	●	●	●
	150"	3320×1867	2389	300	80	3667	39.2	98	A	●	●	●	●
	180"	3984×2240	2762	300	80	4332	45.2	175	A	●	●	●	●



Front View



Side View

PORTABLE SERIES




Motorized Floor-Up Screen



Self-Stand / Pull Up Screen



U-Work Series Table Top Screen



Tripod Screen



Super Mobile Screen

PORTABLE SERIES MOTORIZED FLOOR-UP SCREEN



Anti-Clamp Mechanism

When an object interferes with the screen while it's closing, the Anti-Clamp mechanism will ensure it stops to prevent injury to users and damage to the screen.



Built-in Tool box

Convenience on the move - a built-in toolbox in the screen casing contains all the necessary accessories such as the remote control, power cord and infrared receiver extension.



Power and Finesse

The low noise motor and innovative diamond back support work together to feature a quiet, smooth yet sturdy open/close mechanism. The diamond back support and motor tensioning are in perfect sync providing stable support for the screen while preventing any creasing or twisting during use.

The World's First Portable Motorized Floor-Up Screen

No installation is required. This innovative portable screen is simple to use, requires virtually no set up time, can be used in a multitude of spaces and best of all - it's a power automatic screen.

Standard Accessory



IR Remote Control (1 pc)



External IR Receiver (1 pc)



Power Cable (1 pc)



Limit Adjustment Tool (1 pc)



First Created in 2008



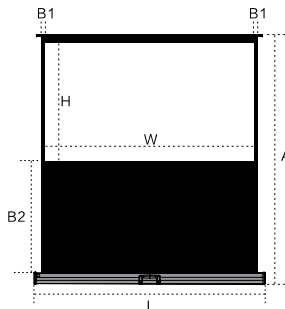
Noise<60dB



Eco Friendly Water-Based Paint

Specifications

Aspect Ratio	Diagonal (inch)	Viewing Area W×H (mm)	Overall Height A (mm)	Blackdrop B3 (mm)	L & R Border B1 (mm)	Overall Length L (mm)	Net Weight (Kg)	Power (W)	Fabric Options: WM5 WP5 GM5		
4 : 3	70"	1422x1067	1770	550	35	1611	16.5	115	●		●
	80"	1625x1220	1970	700	35	1814	19.3	115	●		●
	100"	2032x1524	2275	700	35	2219	24.2	115	●		●
16 : 9	70"	1550x871	1721	800	35	1739	18.8	115	●		●
	80"	1770x995	1946	800	35	1960	21.4	115	●		●
	92"	2032x1145	1995	700	35	2219	23.9	115	●		●



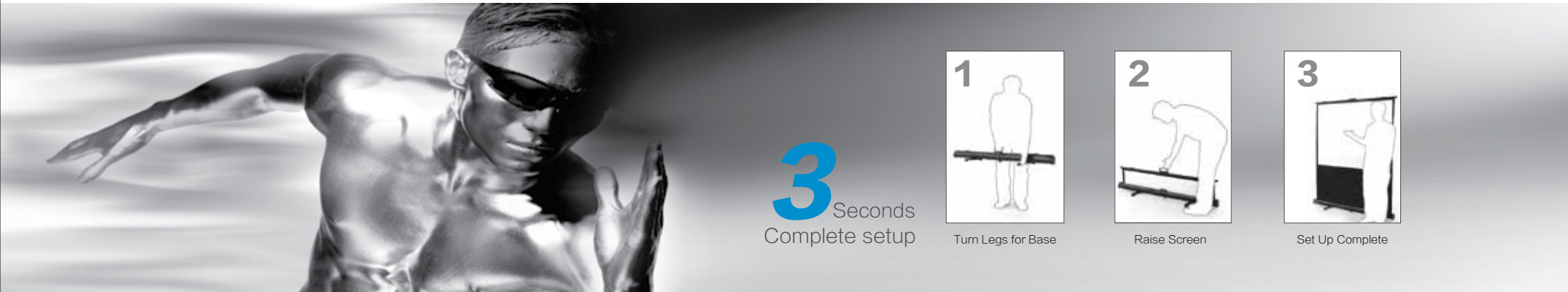
Front View



Side View

PORTABLE SERIES


X-PRESS/Y-PRESS PULL-UP SCREEN



Emphasis on Speed and Portability


Grandview's patented Self-Stand screen can be set up in 3 seconds. Its adjustable height allows it be stopped at any point. Extremely portable, extremely easy to use – now lighter and faster than ever.

Patented Technology





The unique design of the supporting arms ensure tension and support from various angles. The expansion and retraction of the screen is smooth and stable, requiring minimal effort or strength. Unlike other variations in the market, Grandview's patented technology is designed to provide balance and support throughout the entire movement of the screen.

Easy to Use



Simple locking system makes it easy and safe to transport and use






PORTABLE SERIES

PULL-UP SCREEN

Three Key Design Features for Safety and Usability



Smart Sync. Lock

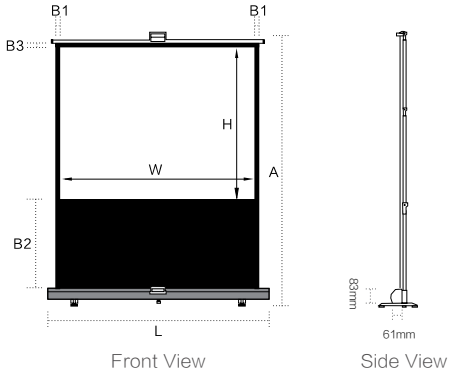
This design ensures the top cover and casing to be securely locked. When the support bar is lifted, then the casing is unlocked allowing the screen to open. When the screen is retracted, once back in the casing and the support bar is down it automatically locks. This automatic locking designs ensures the screen will stay safely in place unless it is being used.

Support Lock

The Support Lock ensures the back support is fully secured and able to be adjusted smoothly and on track. With the design of the lock, it prevents the screen from moving out of position. The cover handle is not only used for expanding and retracting the screen, but it also ensures the screen is firmly attached to the back support.

Level Adjustment Knob

The Level Adjustment Knob is hidden under the casing with a concealed design. The supporting legs can be slid out and the knobs underneath serve as a level adjustment on uneven or slanted surfaces. The back support bar also features a floor stand to provide additional stability. With this design, the screen can stay balanced even on an uneven floor without any leaning.



Specifications										
CB-UXxx Self-Stand / CB-UXxx Self-Stand / CB-Uxx Pull-Up										
Aspect Ratio	Diagonal (inch)	Viewing area W×H (mm)	Overall Height A (mm)	B2 (mm)	L & R Border B1 (mm)	Overall Length L (mm)	Net Weight (Kg)	Fabric Options: WM5 WPS GM5 WM4		
4 : 3	60"	1220x914	1789	695	35	1380	4.6			
	70"	1422x1067	2047	800	35	1582	5.2			
	72"	1463x1097	1957	680	35	1623	5.3			
	80"	1625x1220	2100	700	35	1785	6			
	84"	1707x1280	2260	800	35	1867	6.2			
16 : 9	100"	2032x1524	2390	690	35	2192	7.2			
	60"	1328x747	1665	738	35	1488	4.7			
	70"	1550x871	1899	848	35	1710	5.4			
	80"	1770x995	2193	1018	28	1930	6.1			
	84"	1860x1045	2143	918	35	2020	6.3			
	92"	2032x1145	2145	820	32	2192	6.8			

PORTABLE SERIES

U-WORK TABLETOP SCREEN



Anytime, Anywhere

The U-Work screen is the perfect solution for a table top presentation in commercial and educational applications. It's sleek, professional design is lightweight, easy to carry and comes with its own carrying bag. For example, a 40 inch U-Work screen is only 1.3 kg. No installation is required and setup is complete in mere seconds. Featuring an innovative One-Touch locking system, you simply slide out the base support to unlock and expand the screen.

As portable projectors and mobile devices with projection capabilities are fast becoming a common use device, the U-Work screen pairs with them perfectly not only in transportation but also in function. It provides a large viewing size which traditional laptops cannot match and is easy to transport and set up anywhere which TVs cannot do. This pairing brings a whole new portable experience to business, education and mobile users.

Features



One-Touch locking system easily secures the screen



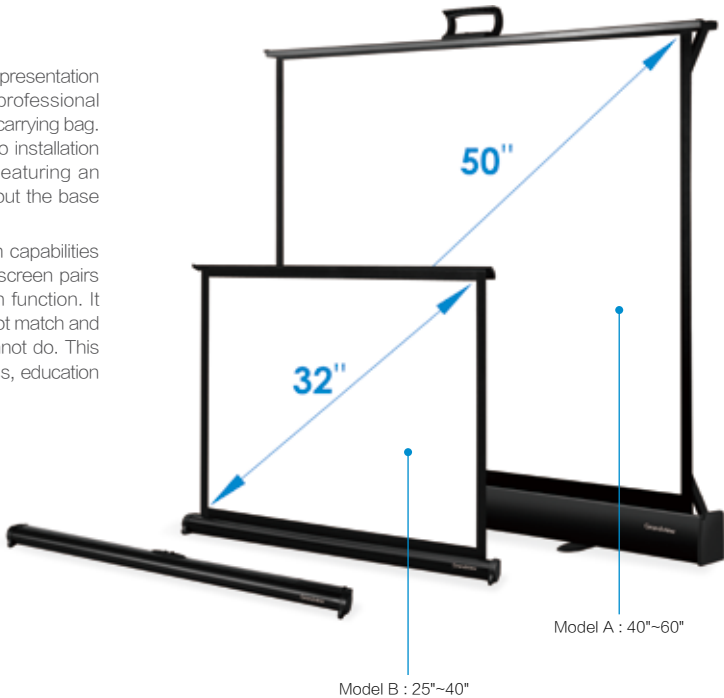
With the One-Touch locking system, simply slide out the base support to unlock and expand the screen



Extremely Portable - the 40" U-Work screen weighs only 1.3 kg



The design of the support allows the screen to be stopped at any desired position



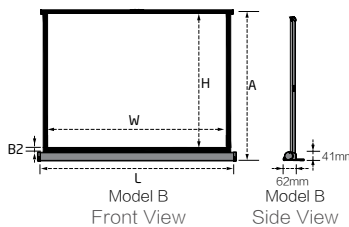
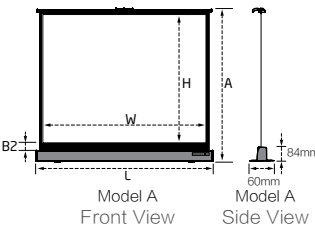
Model A : 40"~60"

Model B : 25"~40"

Specifications

PT-Uxx U-Work

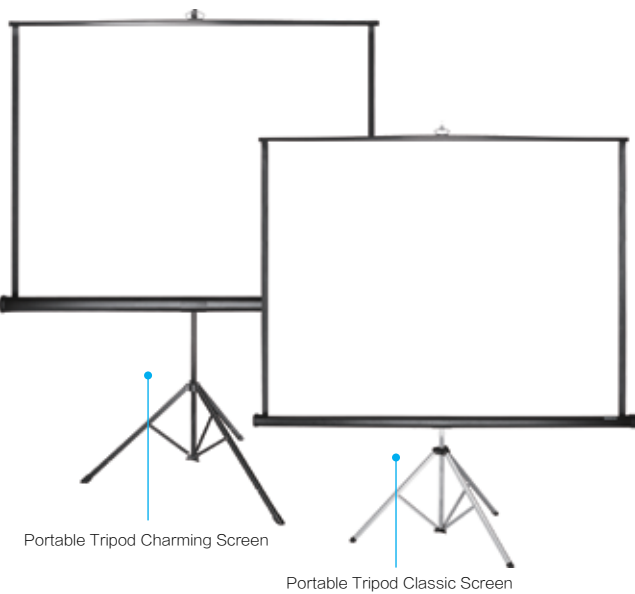
Aspect Ratio	Diagonal (inch)	Viewing Area W×H (mm)	Overall Height A (mm)	B2 (mm)	L & R Border B1 (mm)	Overall Length L (mm)	Net Weight (Kg)	Casing Model A / B	Fabric Options: WM5 WP5 GM5 WM4
4 : 3	25"	508 × 381	414	20	20	626	0.85	B	●
	32"	650 × 488	566	20	20	742	1.08	B	●
	40"	813 × 610	688	20	20	905	1.3	B	●
	50"	1016 × 762	900	60	25	1124	2.8	A	●
	60"	1219 × 914	1080	60	25	1327	3.2	A	●



PORTABLE SERIES

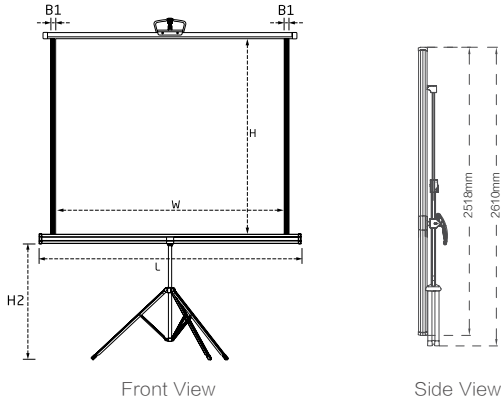
TRIPOD SCREEN

Tripod Classic / Tripod Charming



Portable Tripod Charming Screen

Portable Tripod Classic Screen



Front View

Side View

Tripod Classic Screen

Pressured Suspension for Safety



Security Lock
Slide Button



Soft Rubber Handle



Keystone Adjustment



Level Adjustment

Innovative Double-Lock Safety Mechanism

Up : The stand features a pressured suspension which ensures a smooth expansion of the screen with minimal effort or strength.

Down : The pressured suspension will automatically hold up the screen even if the slide button is pressed by accident. This feature prevents any sudden retractions and puts the user in full control.

Tripod Charming Screen

- Advanced Self Lock
- Keystone and Level Adjustment
- Base Support Lock
- Soft Rubber Handle



Advanced Self Lock



Level Adjustment



Keystone Adjustment



Base Support Lock



Soft Rubber Handle and Bottom Position Lock

Specifications

PT-LAxx Tripod Classic

Aspect Ratio	Diagonal (inch)	Viewing area W×H (mm)	Overall Height A (mm)	L & R Border B1 (mm)	Overall Length L (mm)	Net Weight (Kg)	Casing to Floor (H2) mm	Fabric Options: WM5 WP5 GM5 WM4
4 : 3	100"	2030 × 1520	2900	40	2400	15.3	≥ 800	● ● ● ●
	120"	2334 × 1755	3200	50	2704	17.2	≥ 800	● ● ●
1 : 1	84" × 84"	2030 × 2030	2900	40	2400	15.7	≥ 800	● ● ●
	96" × 96"	2334 × 2334	3200	50	2704	17.5	≥ 800	●

PT-Hxx Tripod Charming

4 : 3	100"	2032 × 1524	2550	40	2400	9.8	≥ 800	● ● ● ●
	60" × 60"	1520 × 1520	2550	40	1910	8.1	≥ 800	● ● ● ●
1 : 1	70" × 70"	1720 × 1720	2750	30	2110	9.1	≥ 800	● ● ● ●
	80" × 80"	2030 × 2030	3000	40	2440	10.3	≥ 800	● ● ●



PORTABLE SERIES SUPER MOBILE SCREEN

Large Stage Portable Solution

- Innovative and sturdy design – aluminum alloy frame, foldable frame with fold-and-lock mechanism
- Multiple pressure points to ensure screen is flat and wrinkle-free

- Tool free installation – it only requires 10 minutes to set up a 200" screen
- Available with a commercial grade portable flight case for travelling

3 Key Design Features

Easy Setup

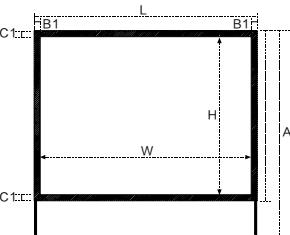
With the easy to use fold-and-lock mechanism, the frame is easy to set up and takedown. The design structure ensures the screen is sturdy and stable.

Great Portability

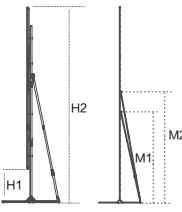
The foldable aluminum alloy frame and screen fabric can easily be transported in the commercial grade portable flight case.

Flat and Wrinkle-Free Screen

With multiple pressure and stretch points, not only is it easy to install quickly but it also ensures the large screen is flat and wrinkle-free.



Front View



Side View

Specifications

Aspect Ratio	Diagonal (inch)	Viewing area W×H (mm)	Overall Length L (mm)	Overall Height A (mm)	H1 (MAX/MIN)	H2 (MAX/MIN)	M (MAX/MIN)	Net Weight (Kg)	Profile	Optional fabric:		
										WW3	RE3	RE6
4:3	100"	2032 × 1524	2202	2886	705/250	2400/2280	1350/690	25	32 × 32	●	●	●
	120"	2438 × 1829	2528	3416	950/203	2960/2700	2000/1187	27	32 × 32	●	●	●
	150"	3048 × 2286	3258	4207	1095/183	3590/3188	2260/1600	30	32 × 32	●	●	●
	180"	3658 × 2743	3858	4153	1280/221	4153/4024	2296/1680	33	32 × 32	●	●	●
	200"	4046 × 3048	4226	4313	1056/221	4313/4204	2296/1680	34	32 × 32	●	●	●
	250"	5080 × 3180	5300	5569	1505/515	5511/5286	2813/2153	52	40 × 40	●	●	●
	300"	6095 × 4574	6325	6730	1717/527	6495/6126	3408/2558	67	32 × 64	●	●	●

LS-Zxx

LARGE STAGE SERIES



Immense Viewing Experience

Having the capability to design and manufacture commercial grade large stage screens with a high level of precision and expertise is a crucial attribute that differentiates Grandview from the competition. Our Large Stage motorized screens are an iconic product featuring an unrivalled level of build quality and design features. The high-intensity extra large aluminum alloy roller has a camber level of less than 0.05% allowing it remain rigid and straight within a 10 meter span which greatly helps eliminating screen imperfections. The German made multi-layered fabric with diffused reflection is not only seamless up to 5m in height but also provides excellent tension balance. The screen is powered by a robust and reliable French made SOMFY motor. The internal structure of the screen is equipped with self-lubricating supports and the special shock absorbent design effectively reduces noise and vibration levels keeping the screen quiet and smooth.

LARGE STAGE SERIES RECESSED MOTORIZED SCREEN

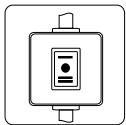
Extra Large Diameter / High-Intensity Aluminum Alloy Roller

The extra large rollers go up to 200mm in diameter and the high-intensity aluminum alloy build ensures a rigid and straight structure – this results in a tolerance rate of less than 0.05%. This design and extra attention to commercial use helps the screen avoid flexing due to rotations in a suspended environment.

- Lightweight and robust
- Roller remains rigid and straight
- Tolerance rate of less than 0.05%



In-line Switch



The standard switch provides a simple method of control

Optional Accessory

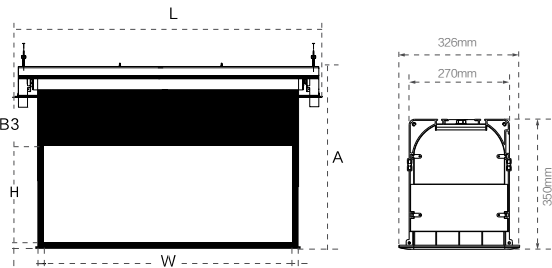


External RF Remote

The remote can operate to a distance of approximately 25 meters allowing the screen to be controlled from afar



- Aluminum alloy casing ensures a robust structure while keeping it lightweight
- High-intensity 200m diameter roller helps prevent long term “V” shaping and screen imperfections
- The Recessed design is suitable for various types of ceiling installation



Front View

Side View

Specifications

Aspect Ratio	Diagonal (inch)	Viewing Area W×H (mm)	Overall Height A (mm)	Blackdrop B3 (mm)	L & R Border B1 (mm)	Overall Length L (mm)	Net Weight (Kg)	Power (W)	Fabric Options: LS-MRCxx	
									WMS	WMS9
4:3	350"	7112 × 5334	6364	600	80	7760	265	270	●	
	400"	8128 × 6096	7126	600	80	8776	300	350	●	
16:9	300"	6641 × 3734	4764	600	80	7289	275	270	●	
	350"	7748 × 4358	5386	600	80	8396	280	350	●	

LARGE STAGE SERIES MOTORIZED SCREEN

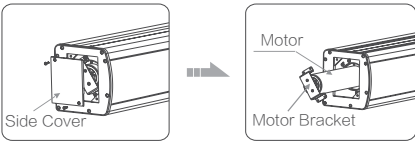
Model MA / MB



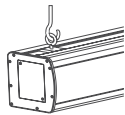
- High-intensity aluminum alloy casing
- High-intensity screen roller helps prevent long term "V" shaping and screen imperfections

Quick Motor Access

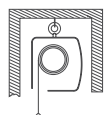
It's extremely easy to access the motor - you simply remove the side cover on the end cap.



Installation

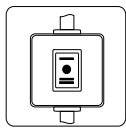


Suspended Mount



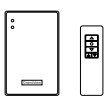
In-Ceiling Mount

In-line Switch



The standard switch provides a simple method of control

Optional Accessory

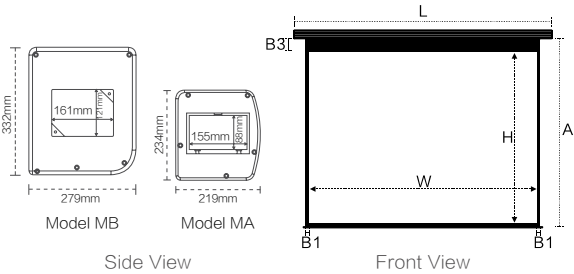


External RF remote

The remote can operate to a distance of approximately 25 meters allowing the screen to be controlled from afar

Specifications

LS-MAxx / MBxx											
Aspect Ratio	Diagonal (inch)	Viewing Area W×H (mm)	Overall Height A (mm)	Blackdrop B3 (mm)	L & R Border B1 (mm)	Overall Length L (mm)	Net Weight (Kg)	Power (W)	Casing Model MA / MB	Fabric Options: WM5 WM9	
4:3	250"	5080×3810	4724	600	80	5470	125	270	MA	●	
	300"	6000×4500	5414	600	80	6390	155	270	MA	●	
	350"	7112×5334	6347	600	80	7537	265	270	MB	●	
	400"	8128×6096	7109	600	80	8553	300	350	MB	●	
16:9	250"	5535×3112	4027	600	80	5925	137	270	MA	●	
	300"	6641×3734	4650	600	80	7031	175	270	MA	●	
	350"	7748×4358	5371	600	80	8173	280	350	MB	●	



LARGE STAGE SERIES MOTORIZED SCREEN

Model M



- The sturdy metal bracket design paired with the high-intensity wood case ensures the installation is safe and secure
- High-intensity 250mm diameter roller helps prevent long term "V" shaping and screen imperfections

- Smooth and Quiet Operation
- Precise Positioning
- Durable and Reliable



Tubular High Torque Motor

Utilizes a commercial grade heavy duty tubular motor with capabilities of up to 80Nm to ensure precise positioning and a smooth and quiet operation.

- Lightweight and robust
- Roller remains rigid and straight
- Tolerance rate of less than 0.05%



Extra Large Diameter / High-Intensity Aluminum Alloy Roller

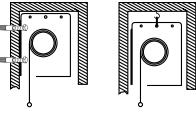
The extra large rollers go up to 250mm in diameter and the high-intensity aluminum alloy build ensures a rigid and straight structure - this results in a tolerance rate of less than 0.05%. This design and extra attention to commercial use helps the screen avoid flexing due to rotations in a suspended environment.

*Please refer to MA / MB Motorized Screen for accessory of in-line switch and remote

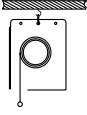
Specifications

LS-Mxx											
Aspect Ratio	Diagonal (inch)	Viewing Area W×H (mm)	Overall Height A (mm)	Blackdrop B3 (mm)	L & R Border B1 (mm)	Overall Length L (mm)	Net Weight (Kg)	Power (W)	Optional fabric: WM5 WM9		
4:3	450"	9145×6860	8035	600	80	9585	415	350	●		
	500"	10000×7500	8675	600	80	10440	465	450	●		
16:9	400"	8855×4981	6156	600	80	9295	400	350	●		
	450"	10000×5625	6800	600	80	10440	450	450	●		
	500"	11070×6226	7401	600	80	11510	500	450	●		

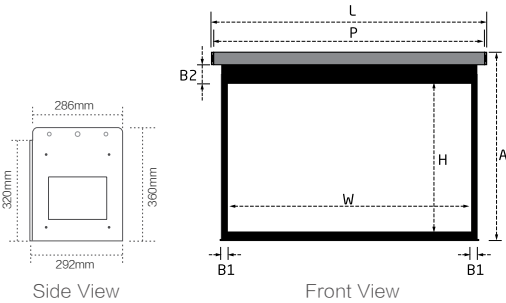
Installation Figures



In-Ceiling Mount



Suspended Mount





SKYSHOW SERIES

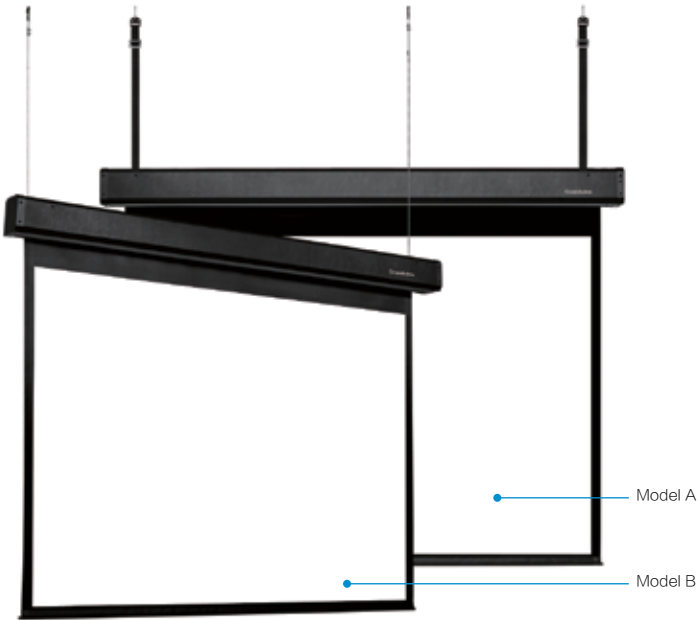
Innovative High Ceiling Solution

Originally introduced in 2008, Grandview's SkyShow screen was the world's first large motorized screen with a built-in self-winding cable system allowing the casing to be lowered separately. The SkyShow screen features a heavy duty cable design on a separate motor system that gives it the ability to lower the screen casing to a maximum of 5 meters. This complex system is cleverly hidden within the casing and at the touch of a button on the remote control, the casing will lower and simultaneously the screen will also lower. With this innovative design, our engineers have made a product well suited for high ceiling install environments. It also features a state of the art safety system.




SKYSHOW SERIES

MODEL A/B MOTORIZED SCREEN



World's First Design by Grandview in 2008



- Designed specifically for venues with high ceilings
- Features a built-in innovate dual-motor system

Three Level Positioning System

1.Touch-Stop Safety Mechanism

The Touch-Stop safety mechanism set on the cable helps prevent damage to the screen and /or cable system.



Model A (Belt)



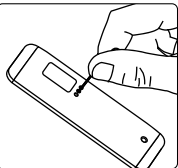
Model B (Steel Wire)

2.Motor Positioning

The max distance that the screen casing can be safely lowered to is 5 meters.



Setting via adjustment key



Setting via Remote Control

3.Electronic Positioning System

The Electronic Positioning System allows users to easily set the maximum and minimum range of the cable system. Users can preset the operational height of the screen via the remote control - it's accurate, fast and safe.


SKYSHOW SERIES

MODEL A/B MOTORIZED SCREEN

Standard Accessories (Model A / B)



Brake Mechanism (2 pcs)



Cable Box (1 pc)



RF Remote Control (1 pc)



Limit Setting Key (1 pc)



Installation Accessories

Optional Accessories (Model A / B)



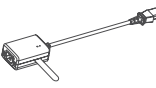
Ethernet Cable Box



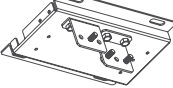
Multimedia Cable Box



Wall Switch



Synchro Power Relay



Ceiling installation Bracket

Safety Features



Anti-Drop Mechanism

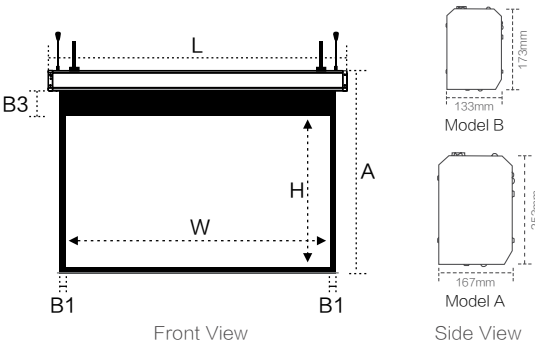
Similar to a seat belt, this safety design will stop the screen within 20cm in the event the screen falls abruptly. The mechanism is also designed to prevent further damage to the cable system.

Anti-Collision System

The screen will cut off the electric power supply and stop when there is an obstacle during the retracting process ensuring the safety of the user. Power will be restored once the obstacle is removed.

Specifications

SK-Mlxx											
Aspect Ratio	Diagonal (inch)	Viewing Area W×H (mm)	Overall Height A (mm)	Blackdrop B3 (mm)	L & R Border B1 (mm)	Overall Length L (mm)	Net Weight (Kg)	Power (W)	Casing Model A / B	Fabric Options: WM5 WM9	
4 : 3	100"	2030 × 1524	1863	200	50	2327	34.3	365	B	●	
	120"	2340 × 1755	2098	200	50	2635	38.7	365	B	●	
	150"	3050 × 2286	2609	200	50	3345	50.1	365	B	●	
	180"	3620 × 2715	3248	200	80	3977	80.3	520	A	●	●
	200"	4020 × 3015	3548	200	80	4377	89.2	520	A	●	●
	240"	4878 × 3660	4193	200	80	5235	107	520	A	●	●
16 : 9	92"	2030 × 1145	1808	200	50	2327	33.4	365	B	●	
	100"	2214 × 1245	1908	200	50	2513	36.3	365	B	●	
	106"	2340 × 1320	1983	200	50	2635	38.3	365	B	●	
	120"	2656 × 1494	2157	200	50	2953	43.7	365	B	●	
	150"	3320 × 1867	2400	200	80	3677	76.5	520	A	●	●
	180"	3984 × 2240	2773	200	80	4341	84.6	520	A	●	●
	200"	4428 × 2491	3024	200	80	4785	92.3	520	A	●	●

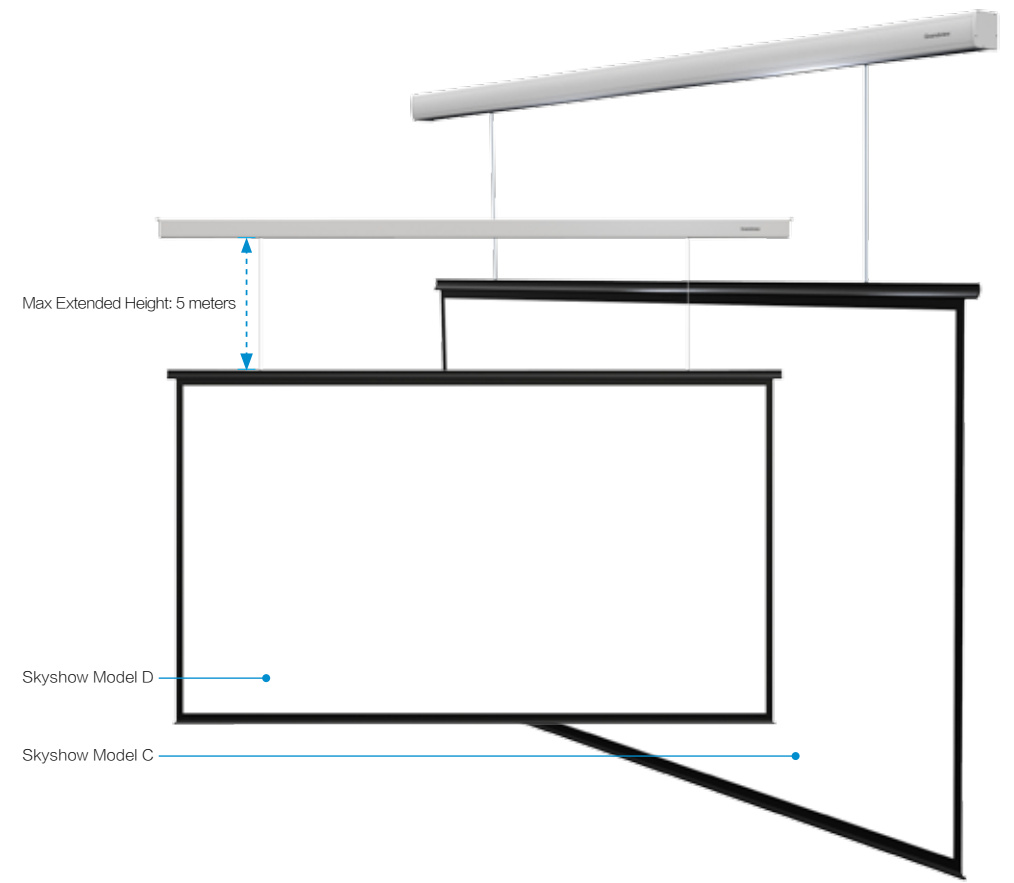




SKYSHOW SERIES MODEL C/D MOTORIZED SCREEN

The Evolution Continues with the 2nd Generation SkyShow

In 2008, when the world was first introduced to this groundbreaking design, the Grandview SkyShow screen has set the standard for large motorized screens with a built in case lowering function. It was and still is a perfect solution for many high ceiling projects including hotels, stages, exhibition halls, religious venues, theme parks and many more. Now in 2017, Grandview proudly presents the next generation of SkyShow screens featuring larger sizes up to 300" 16:9. The power system has evolved into a single drivetrain that controls both the body and the screen. Components are highly integrated enabling a neater structure, lighter weight and more stability when in use. It can also be installed into a recessed ceiling setup.

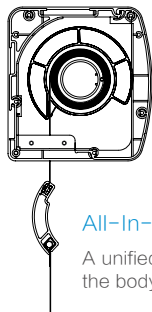


Eco Friendly
Water-Based Paint

SKYSHOW SERIES

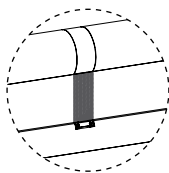
MODEL C MOTORIZED SCREEN

- High strength woven strap for model C (Available size: 200" - 300")
- Easy installation with multiple options including floating wall bracket, ceiling mount and hanging mount
- Multitude of control options available - RF Remote, IR Remote, RS485 Control and Dry Contact Control
- Numerous safety features and mechanisms



All-In-One Drivetrain

A unified drivetrain controls both the body and the screen



Safety Straps

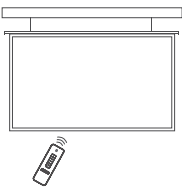
The high strength woven strap is made with flame resistant, non-stretchable and high-density materials



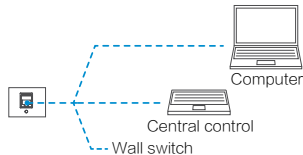
Anti-Warping Micro-Adjustment Mechanism

This patented mechanism helps to eliminates long term V-shape warping that appears in the middle of the screen

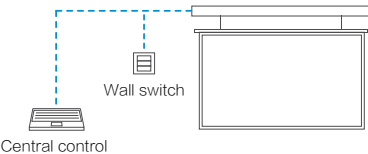
Smart Control (Available for Model C & Model D)



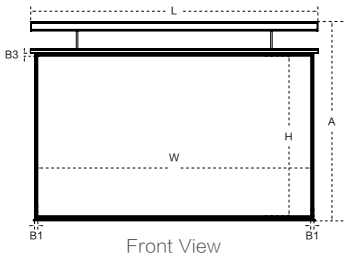
RF /IR remote control



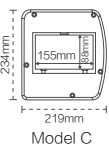
RS485 control



Dry Contact Control



Front View



Side View



Sectional View

Specifications

Aspect Ratio	Diagonal (inch)	Viewing Area W×H (mm)	Overall Height A (mm)	Blackdrop B3 (mm)	L & R Border B1 (mm)	Overall Length L (mm)	Net Weight (Kg)	Power (W)	Casing Model	Fabric Options: WM5 WM9	
4 : 3	240"	4878x3660	4484	510	80	5156	125	270	C	●	●
	300"	6000x4500	5324	510	80	6278	156	270	C	●	●
	250"	5534x3112	3936	510	80	5812	135	270	C	●	●
16 : 9	300"	6641x3734	4558	510	80	6919	162	270	C	●	●

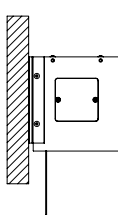
* Outside of the fabric fully unroll distance, the height is still adjustable for 5m.

SKYSHOW SERIES

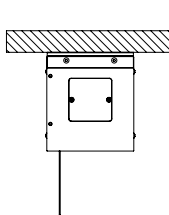
MODEL D MOTORIZED SCREEN

- High strength steel wire for model D (Available size: 120" - 200")
- Easy installation with multiple options including floating wall bracket, ceiling mount and hanging mount
- Multitude of control options available - RF Remote, IR Remote, RS485 Control and Dry Contact Control
- Numerous safety features and mechanisms

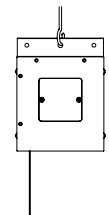
Installation Figures



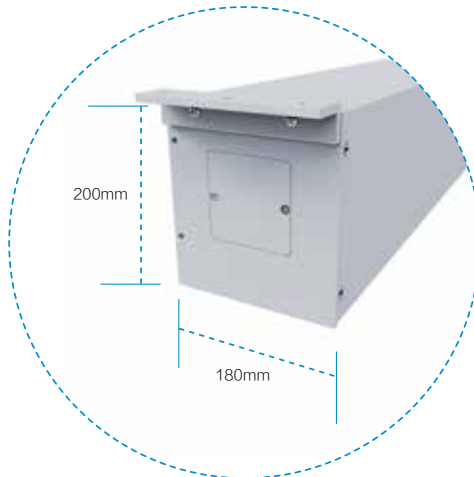
Wall Mount



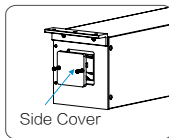
Ceiling Mount



Hanging Mount



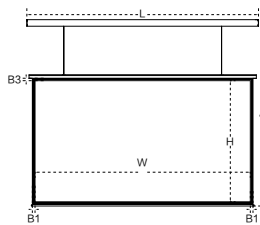
A unified drivetrain controls both the body and the screen. Steel design features a smaller form factor and lighter weight.



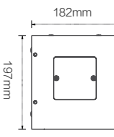
Side Cover

Quick Motor Access (Model C & D)

It's extremely easy to access the motor for service or replacement- you simply remove the side cover on the end cap.



Front View



Side View



Sectional View

Specifications

Aspect Ratio	Diagonal (inch)	Viewing Area W×H (mm)	Overall Height A (mm)	Blackdrop B3 (mm)	L & R Border B1 (mm)	Overall Length L (mm)	Net Weight (Kg)	Power (W)	Casing Model	Fabric Options: WM5 WM9	
4 : 3	150"	3050x2286	2963	400	50	3302	59.5	115	D	●	●
	180"	3620x2715	3392	400	80	3932	77.3	175	D	●	●
	200"	4020x3015	3692	400	80	4332	85.2	175	D	●	●
16 : 9	180"	3984x2240	2917	400	80	4296	82.9	175	D	●	●
	200"	4428x2491	3168	400	80	4740	91.5	175	D	●	●

* Outside of the fabric fully unroll distance, the height is still adjustable for 5m.

FIXED-FRAME SCREEN

Dedicated Home Theatre Experience

With stylish frame options and cinema grade high definition materials, Grandview's Fixed-Frame Screens are the enthusiast's choice for a dedicated home theatre experience. It features a multi-point tensioning system that ensures the screen is taut and evenly tensioned for a perfectly flat projecting surface. Available in a variety of setups, this ISF Certified 4K screen brings the big cinema experience right into your home.

Fabric Options : White, Grey, Woven Acoustic, Ambient Light Rejection, Rear Projection, Etc.



Prestige/Ulimate
Fixed-Frame Screen



Vertical Adjustable Fixed-
Frame Screen



Horizontal Adjustable
Fixed-Frame Screen



Curved Fixed-Frame Screen



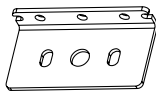
Edge Fixed-Frame Screen

PRESTIGE SERIES FIXED-FRAME SCREEN

Model S1 / R1



Standard Accessories



Installation Bracket




Installation Accessories

S1



Square Corner Design



Corner Bracket



Multi-Point Tensioning System
(Sliding Lugs)

R1



Round Corner Design

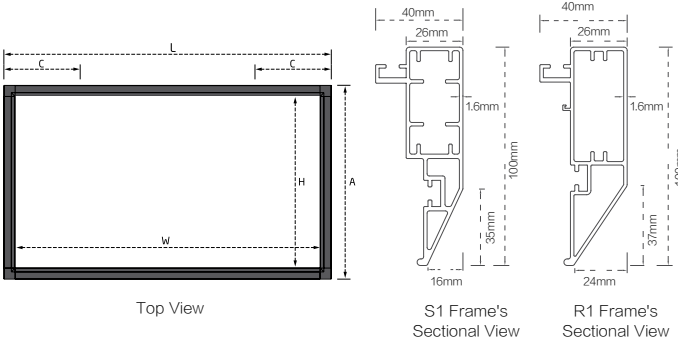


Corner Bracket with Cover



Multi-Point Tensioning System
(Springs)

Specifications



Specifications

PP-xx (S1) / PP-xx (R1)									
Aspect Ratio	Diagonal (inch)	Viewing Area W × H (mm)	Overall Height A (mm)	Overall Length L (mm)	Bracket distance C (mm)	Frame size (mm)	Net Weight (Kg)	Fabric Options: WW3 GG3 WB5 AW6	
4 : 3	100"	2032 × 1524	1724	2230	500	100	18.7	● ● ● ●	
	120"	2438 × 1829	2029	2638	600	100	22.2	● ● ● ●	
	150"	3048 × 2286	2486	3248	700	100	27.5	● ● ● ●	
	180"	3658 × 2743	2943	3858	900	100	28.2	● ● ● ●	
	92"	2037 × 1145	1345	2237	500	100	17.9	● ● ● ●	
16 : 9	100"	2214 × 1245	1445	2414	500	100	19.3	● ● ● ●	
	106"	2346 × 1319	1520	2546	600	100	20.3	● ● ● ●	
	120"	2656 × 1494	1694	2856	600	100	22.8	● ● ● ●	
	150"	3320 × 1867	2067	3520	800	100	26.5	● ● ● ●	
	180"	3984 × 2240	2440	4184	900	100	27.1	● ● ● ●	
	200"	4427 × 2489	2689	4627	1000	100	30.5	● ● ● ●	




ULTIMATE SERIES FIXED-FRAME SCREEN


Model S1 / R1



S1 Multi-Point Tension Design
(Sliding Lugs)



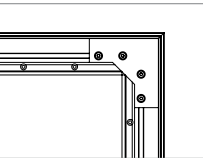
R1 Multi-Point Tension Design
(Springs)



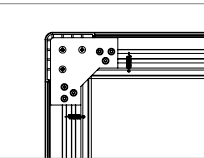
S1 Square Corner Design



R1 Round Corner Design

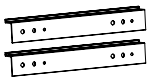


S1 45° Corner Bracket



R1 Corner Bracket with Cover

Standard Accessories



Installation Brackets



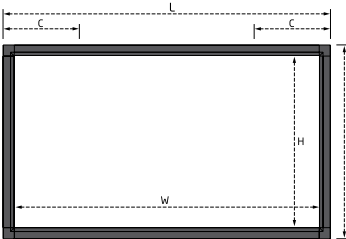
Allen Key



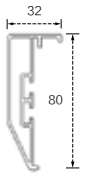
Spring Installation Tool
(R1 Only)




Installation Accessories



Front View



Frame's
Sectional View



Installation

Specifications

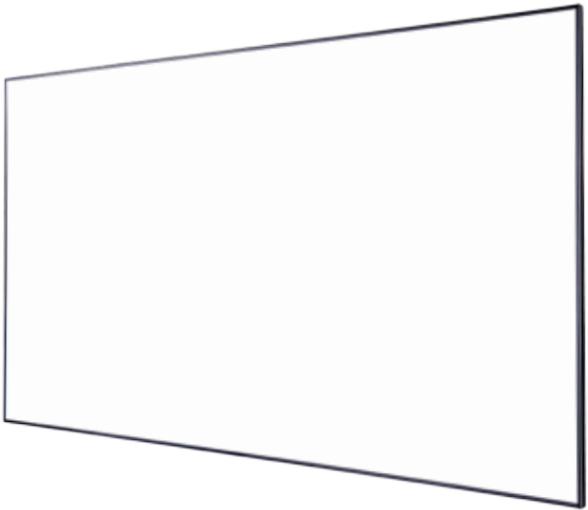
Specifications

PU-xx (S1) / PU-xx (R1)

Aspect Ratio	Diagonal (inch)	Viewing Area W×H (mm)	Overall Height A (mm)	Overall Length L (mm)	Bracket distance C (mm)	Frame size (mm)	Net Weight (Kg)	Fabric Options:					
								WW3	GG3	WB5	AT5	AW6	WB7
4 : 3	100"	2032x1524	1684	2192	500	80	12.3	●	●	●	●	●	●
	120"	2438x1829	1989	2598	600	80	14.7	●	●	●	●	●	●
	150"	3048x2286	2446	3208	700	80	18.5	●	●	●	●	●	●
16 : 9	92"	2037x1145	1305	2197	500	80	11	●	●	●	●	●	●
	100"	2214x1245	1405	2374	500	80	11.9	●	●	●	●	●	●
	106"	2346x1319	1480	2506	600	80	12.5	●	●	●	●	●	●
	120"	2656x1494	1654	2816	600	80	14.2	●	●	●	●	●	●
	150"	3320x1867	2027	3480	800	80	15.5	●	●	●	●	●	●



EDGE SERIES FIXED-FRAME SCREEN



New Cutting Edge Experience

As projection technology has advanced, the ability to project into a precise space has become the norm. Thus, it is no longer mandatory for a wider frame to be used to absorb offset projections. With that, Grandview's Edge Series Fixed-Frame screens offer another beautifully designed option to its collection. With a frame that only measures 12mm in width, it's designed to maximize your viewing experience while minimizing installation space.

This model has various fabric and installation choices : S1 / R1 S2 / R2 S3 / R3



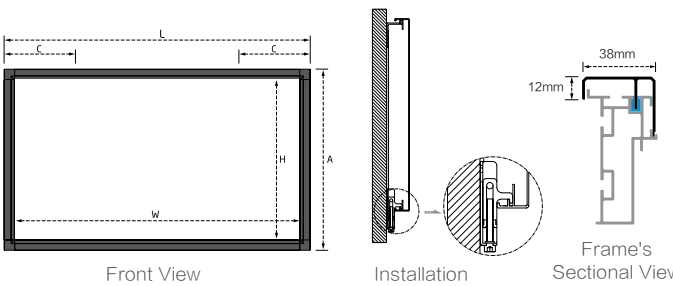
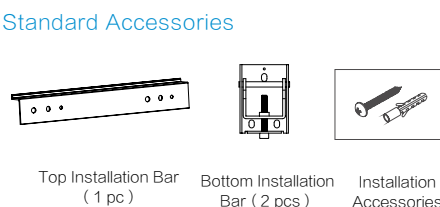
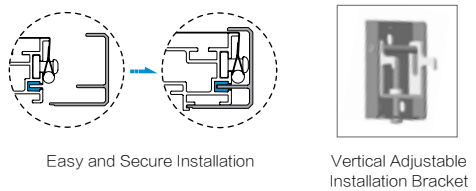
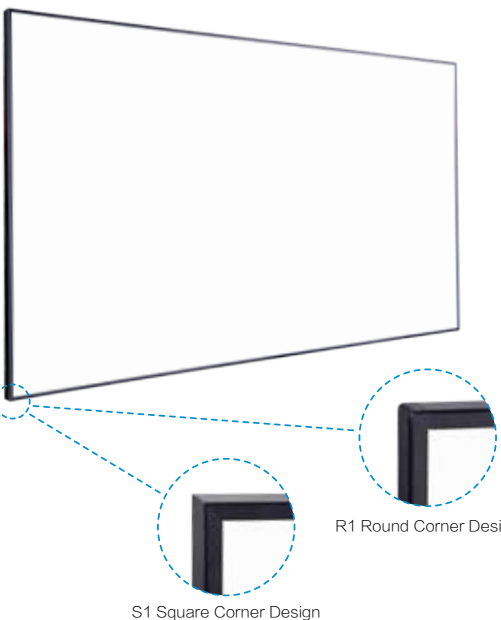
Smart Package Design

Featuring the innovative split frame design, the package length and volume and are lessened by 45% and 43% respectively when compared to a standard screen package. The result is much lower transportation costs and the ability to easily store it.



EDGE SERIES FIXED-FRAME SCREEN

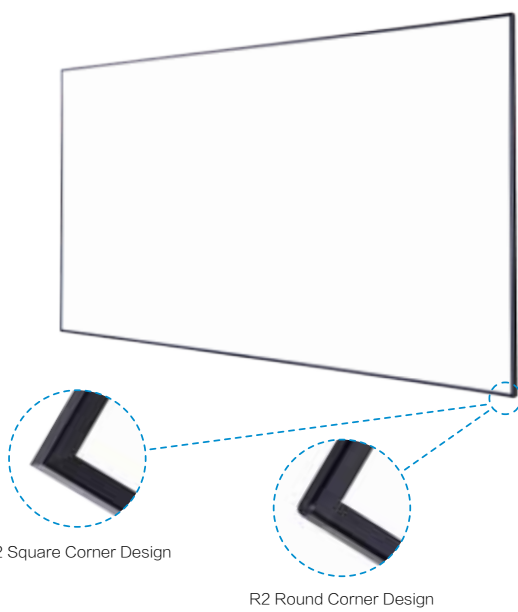
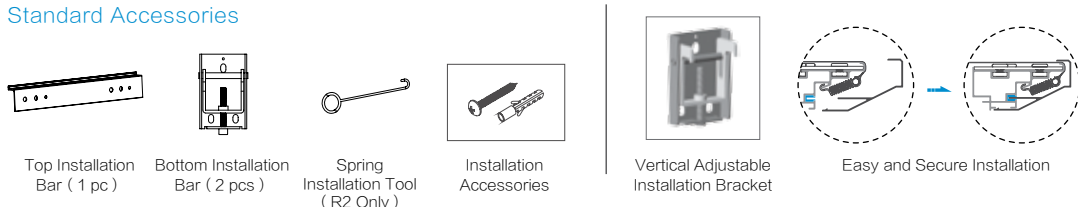

Model S1 / R1



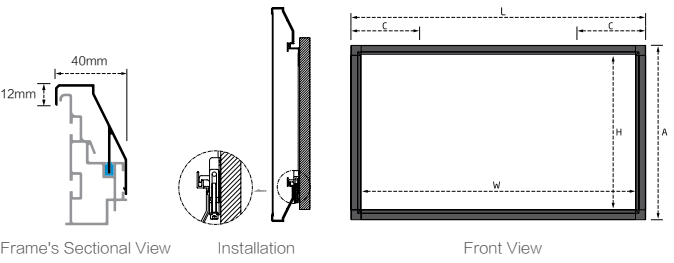
Specifications											
PE-xx (S1) / PE-xx (R1)											
Aspect Ratio	Diagonal (inch)	Viewing Area W×H (mm)	Overall Height A (mm)	Overall Length L (mm)	Bracket distance C (mm)	Net Weight (Kg)	Fabric Options: WW3 GG3 AT6 AW6 WB7				
16 : 9	92"	2037x1145	1169	2061	531	12.4	●	●			●
	100"	2214x1245	1269	2238	620	13.6	●	●			●
	106"	2346x1319	1343	2370	686	14.3	●	●			●
	120"	2656x1494	1514	2680	741	16.3	●	●			●
16 : 10	92"	1982x1239	1263	2006	531	12.4	●	●			●
	100"	2154x1346	1370	2178	590	13.6	●	●			●
	106"	2283x1427	1451	2307	654	14.4	●	●			●
	120"	2585x1615	1639	2609	705	16.4	●	●			●

EDGE SERIES FIXED-FRAME SCREEN

Model S2 / R2



Specifications											
PE-xx (S2) / PE-xx (R2)											
Aspect Ratio	Diagonal (inch)	Viewing Area W×H (mm)	Overall Height A (mm)	Overall Length L (mm)	Bracket distance C (mm)	Net Weight (Kg)	Fabric Options: WW3 GG3 AT6 AW6 WB7				
16 : 9	92"	2037x1145	1169	2061	531	13.4	●	●	●	●	●
	100"	2214x1245	1269	2238	620	14.5	●	●	●	●	●
	106"	2346x1319	1343	2370	686	15.2	●	●	●	●	●
	120"	2656x1494	1514	2680	741	17.3	●	●	●	●	●
16 : 10	92"	1982x1239	1263	2006	531	13.4	●	●	●	●	●
	100"	2154x1346	1370	2178	590	14.5	●	●	●	●	●
	106"	2283x1427	1451	2307	654	15.3	●	●	●	●	●
	120"	2585x1615	1639	2609	705	17.4	●	●	●	●	●



DUAL-MASK SERIES

ADJUSTABLE FIXED-FRAME SCREEN



Innovate, User Friendly Design

Features a one button, manual control system with no electricity needed. The adjustable fixed-frame screen has models that allow you to switch between 2.35:1, 16:9 and 4:3 formats.

Innovate Masking System

On the Vertical Adjustable screen, you only need to pull up the bottom masking and the innovative built-in mechanism will lower the top masking evenly within the same movement.

Fast and Easy Installation

The stylish black velvet-wrapped aluminum alloy frame features fast installation brackets and is easy to set up and install.

Easy to Use

The grips on the masking system are positioned to be easily within reach and easy to use.

Self-Retraction

With a self-retraction mechanism, the masking can be auto-retracted by a simple touch



Vertically Adjustable

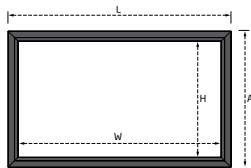
As projectors evolve, a growing number of projectors are capable of displaying the 2.35:1 format. Grandview's Vertical Adjustable Fixed-Frame screen is available in native 16:9 format but also easily adjustable to the 2.35:1 format with its professionally designed masking system.

Horizontally Adjustable

The ultimate choice for a multi-format screen, Grandview's Horizontal Adjustable Fixed-Frame screen offers not only the native 2.35:1 format but is also adjustable to both 16:9 and 4:3 formats.

Specifications

Aspect Ratio	Diagonal (inch)	Viewing Area W×H (mm)	Overall Height A (mm)	Overall Length L (mm)	Frame size (mm)	Net Weight (Kg)	Fabric Options: VMF-xx				
							WW3	GG3	AW6	WB7	
16:9	100"	2214 × 1245	1545	2424	105	24.6	●	●	●	●	
	106"	2346 × 1319	1620	2556	105	26.1	●	●	●	●	
	120"	2656 × 1494	1794	2866	105	29.5	●	●	●	●	
2.35:1	100"	2337 × 995	1205	2637	105	21.6	●	●	●	●	
	106"	2477 × 1054	1264	2777	105	22.9	●	●	●	●	
	120"	2805 × 1193	1404	3104	105	25.9	●	●	●	●	
	125"	2921 × 1243	1453	3221	105	27	●	●	●	●	
	130"	3038 × 1293	1503	3338	105	27.8	●	●	●	●	
	132"	3085 × 1313	1523	3385	105	28.5	●	●	●	●	



Front View
(Vertical Adjustable screen)



Front View
(Horizontal Adjustable screen)

CURVED SERIES

FIXED-FRAME SCREEN

Immersive Experience

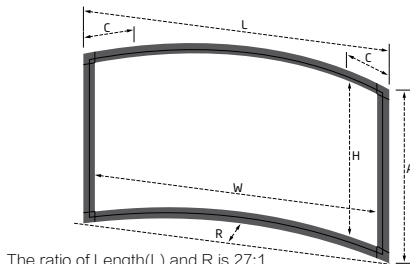
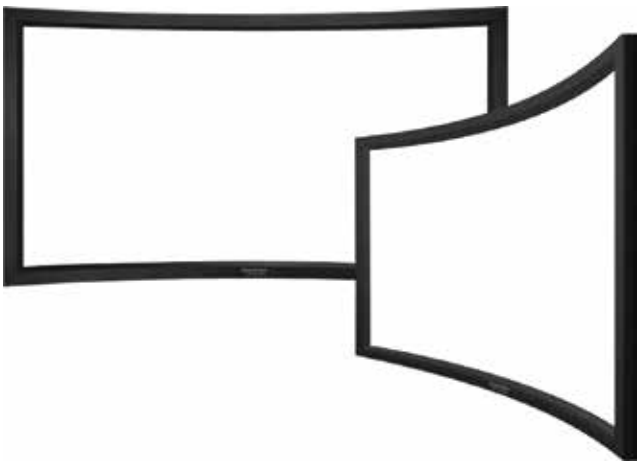
Grandview's Curved Fixed-Frame screen is designed for the most dedicated and enthusiast oriented applications. Featuring an advanced curved aluminum structure with the goal of creating an image made to fit the natural curvature of the human eye, this screen brings the immersive theatre experience to your home on another level.

Naturally Designed

Based on the natural curvature of the human eye, the Curved screen provides a balanced image that optimally matches our natural viewable focal length.

More Uniform Image

The lens of a projector is normally spherical in shape. The curved angle is designed to obtain an equivalent distance between each point of the screen opposite to the projector. It eliminates the blurred distortion on wider screens and ensure the image is uniform and evenly focused.



The ratio of Length(L) and R is 27:1
Front View

Specifications

Aspect Ratio	Diagonal (inch)	Viewing Area W×H (mm)	Overall Height A (mm)	Overall Length L (mm)	Bracket distance C (mm)	Frame size (mm)	Net Weight (Kg)	Fabric Options: PU-xx (H) /PP-xx (H)						
								WW3	GG3	WB5	AT5	AW6	WB7	
16:9	92"	2037 × 1145	1305	2197	501	80	11.3	●	●	●	●	●	●	
	100"	2214 × 1245	1405	2374	580	80	12.2	●	●	●	●	●	●	
	106"	2346 × 1319	1480	2506	590	80	12.7	●	●	●	●	●	●	
	120"	2656 × 1494	1694	2816	660	80	14.5	●	●	●	●	●	●	
	150"	3320 × 1867	2027	3480	842	80	17.8	●	●	●	●	●	●	
16:9	180"	3984 × 2240	2440	4184	930	100	29.7	●	●	●	●	●	●	
	200"	4427 × 2489	2689	4627	980	100	34.5	●	●	●	●	●	●	





DYNAMIQUE SERIES

AMBIENT LIGHT REJECTION SCREEN

DY3 PE-100"(16:9)R2

DY3 PE-120"(16:9)R2



12mm Ultra-Thin Bezel,
Rounded Corner Design



Large Screen, Smart Small Package Design
Package Length Under 1.6m

Ambient Light Rejection Screen

Features such as larger screen sizes and wider angles are commonly important factors when deciding on a projection screen. As projection screen setups have evolved past dedicated theatre room use only, the need for a screen that can function in less than ideal light environments has become an ever increasing important factor. Grandview's new ALR (Ambient Light Rejection) screen technology has arrived and is that solution. It pairs perfectly with ultra-short throw projectors and even in a room environment with natural ambient light, you can now enjoy a bright and high contrast experience similar to flat panel TVs but in larger sizes. It brings the projection experience into multi-purpose, living and other ambient light rooms like never before. The fabric has a special surface and coating that reflects projection at a specific angle while at the same time absorbing ambient light from other angles. It boasts deep black levels, high contrast and excellent colour saturation.



Gain 2.0



View angle 175°

*The DY3 fabric can only be used with ultra-short throw projectors



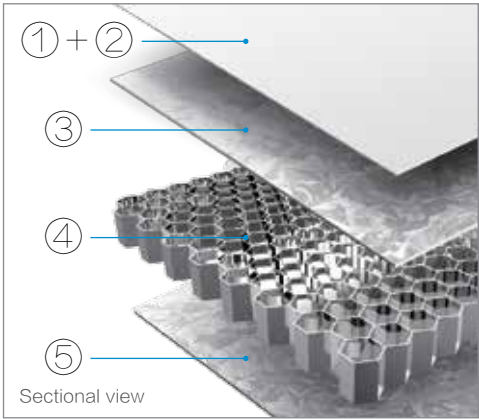
*Suitable to work with Interactive projector to bring a large touch panel experience.

REMARKABLE SERIES WHITEBOARD SCREEN

Writing and Projecting with Precision

Typical whiteboards use a smooth bright surface for projection but the drawback is that its highly reflective nature easily causes eye fatigue. As well, typical whiteboards cause projected images to be low in brightness and offers poor contrast due to its light absorption.

Grandview's state of the art Remarkable screen has a unique matte surface coating that features a hot spot free image with high gain and wide angles. It also provides a vivid and clear image for a comfortable viewing experience.



Multi-Layer Structure

① Nanotech Coating + ② High Density PET
The optical microgroove surface with diffusion reflection is hot spot free. It provides a flat, ideal surface for short-throw projectors. For example, perfect grid lines can be seen on spreadsheet documents with a viewing angle of 120 and gain range of 1.2 and 2.3° .

Basic Structure

③ Steel Panel + ④ Aluminum Honeycomb + ⑤ Steel Panel
Consisting of a double layer of steel panels sandwiching an aluminum honeycomb layer, this design ensures an ideal, rigid flat surface. It is magnetic, fire retardant, water resistant and mold resistant.



Magnetic Surface



Sliding Adjustable Installation Bracket



Sliding Marker Tray



Hot Spot free



Writable and Erasable Surface



Rigid Corner Bracket and Support Bar

Standard Accessories



Marker Tray (1 pc)



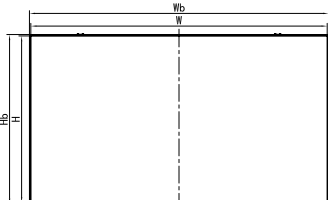
Bracket (4 pcs)



Marker Kit



Installation Accessories



Front View

Side View

Specifications

LF-WBxx								
Aspect Ratio	Diagonal (inch)	Viewing Area W×H (mm)	Overall Height A (mm)	Overall Length L (mm)	Tray Length (mm)	Frame size (mm)	Net Weight (Kg)	Fabric Options: RM8
2 : 1	87"	1974 x 987	1007	1994	625	10.8	17.5	●
	106"	2414 x 1207	1227	2434	880	10.8	26.2	●
16 : 9	80"	1755 x 987	1007	1775	625	10.8	15.6	●
	96"	2146 x 1207	1227	2166	880	10.8	23.3	●
16 : 10	70"	1504 x 940	960	1524	625	10.8	12.8	●
	89"	1931 x 1207	1227	1951	880	10.8	21	●
4 : 3	65"	1316 x 987	1007	1336	625	10.8	11.7	●
	79"	1609 x 1207	1227	1629	880	10.8	17.5	●

SCREEN COMPONENTS

REMOTE CONTROL OPTIONS



RF Control (GF-08)
Available for SkyShow Motorized Screens



RF Control (GF-123)
Available for SkyShow Motorized Screens



IR Control (GR-127)
Available for All Built-in IR Smart Motorized Screens – Cyber/Fantasy/Recessed/CNV/ DIAS, etc.



RF Control (DF-17)
Available for Legacy / Fancy / Hidetech / etc. Motorized Screens



RF Control (GF-16)
Available for Crystal Motorized Screens with Built-In RF Motor



RF Control (GF-17)
Available for Legacy / Fancy / Hightech / etc. Motorized Screens



IR Control (GR-17)
Available for Legacy / Fancy / Hidetech / etc. Motorized Screens



RF Control (GF-18)
Available for Crystal By Grandview (Synchronized motor)

EXTERNAL CONTROL OPTIONS



External RF Control Box (FM 868Mhz)
Item code : 1GD-868M
Power : DC3V (with AAA X 2 batteries)

RF Remote Control
Item Code : GR-06
Power : AC220V / 50HZ AC110V / 60HZ

External RF Control System

With the FM wireless system, the controllable distance is up to approximately 25 meters. The receiver box is equipped with a "delay function" and "1 minute disconnect" mechanism which helps protect the motor. Users can also easily control the screen on the receiver box itself. The IC inside the receiver box can store up to one million groups of codes and the utilization of "rolling codes" can prevent conflicts. With these features and extensive range, the installation is easy and provides many options. In the event the receiver is accidently lost, it can be replaced with a new unit and paired again with the remote control.



External IR Control Box (FM 868Mhz)
Item Code : 1GD-1Ra
Power : DC3V (With AAA X 2 batteries)

IR Remote Control
Item Code: GR-08
Power : AC220V / 50HZ AC110V / 60HZ

External IR Control System

With the IR control system, the maximum controllable distance is up to 12 meters at +- 30 degrees. The receiver box is equipped with a "delay function" and "2 minute disconnect" mechanism which can protect the motor. It also features multi-control options such RS-485, RS-232 and dry contact. The IR Control has an up and down micro adjustment function making the screen control easier than ever.



RF Wireless Trigger (12V-WF)

Simply plug the wireless trigger into the "TRIGGER" slot of the projector and the wireless RF-IR converter into the screen to create a synchronized control system. When the projector is turned on, the projection screen will automatically lower. When the projector is turned off, the projection screen will automatically retract.




RF - IR converter

Power Synchro Relay


Connect the Power Synchro Relay to the power cord of the projector and the RF-IR converter to the screen to create a synchronized control system. The Power Synchro Relay is designed for projectors that do not have trigger outputs. It detects the power current of the projector and transmits a wireless signal to the receiver. When the projector is turned on, the projection screen will automatically lower. When the projector is turned off, the projection screen will automatically retract.

INTEGRATED CONTROL SYSTEM




Control Interface (1st Generation)

Available for CNV A casing, Fantasy B casing, Cyber A casing



Control Interface (2nd Generation)

Available for DIAS A / B casing, Cyber A / B casing, Fantasy A / B casing,



IP Control Interface (3rd Generation)

Available for Cyber A / B casing

INTEGRATED CONTROL SYSTEM



In-Line Switch

- Standard Voltage Control
- Default control option included with standard motorized screens



Wall Switch

- Low Voltage Control
- Comes with a RS232 USB port – connect to the "EXT CTRL" slot of the Integrated motorized screen to control



Smart Wall Switch

- Low Voltage Control
- Comes with a RS232 USB port – connect to the "EXT CTRL" slot of the Integrated motorized screen to control



Wall Switch for Skyshow

- Low Voltage Control
- Connect to the "EXT CTRL" slot of SkyShow screen to control